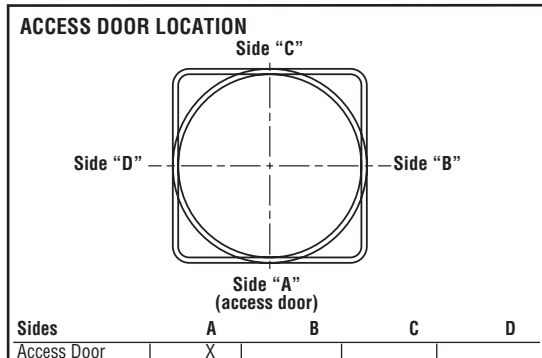
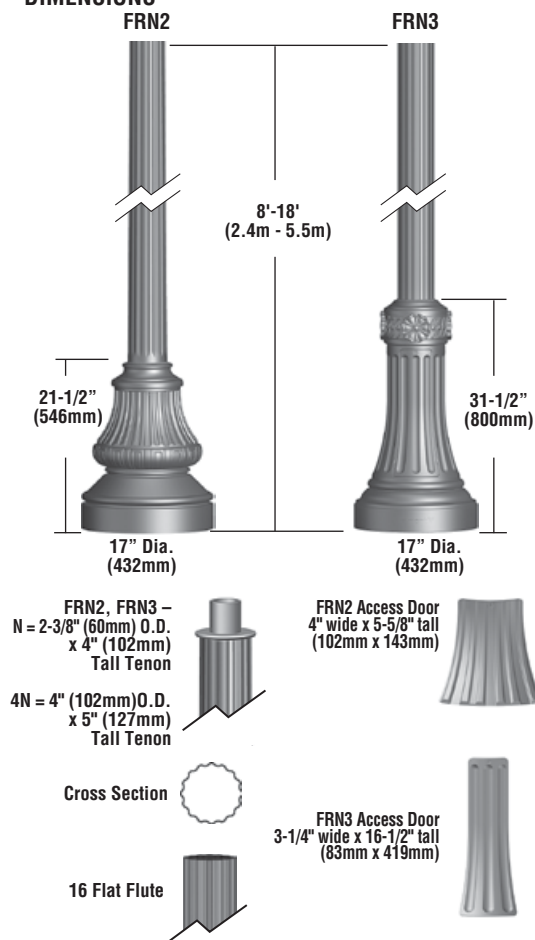


# ALUMINUM FLUTED ROUND POLES WITH DECORATIVE BASE

## DIMENSIONS



**POLE SHAFT** - The pole shaft is either spun or extruded from 6000 series alloy aluminum. Tenon N option is 2-3/8" O.D. x 4" tall. Tenon 4N option is 4" O.D. x 5" tall. Aluminum 16 flat fluted round pole shafts with decorative base are 4", 5" and 6" in diameter. Poles have a cast ring between shaft and tenon.

**STRUCTURAL BASE** - The structural base is cast from 356 alloy aluminum. FRN2 poles provided with a 4" wide x 5-5/8" tall access door. FRN3 poles provided with 3-1/4" wide x 16-1/2" tall access door. The pole shaft is inserted and welded into the structural base casting. The completed assembly is heat treated into a T6 temper after the structural welding is completed.

**ANCHOR BOLTS** - Set of four anchor bolts conform to ASTM F1554 Grade 55. Each bolt is provided with two hex nuts and two flat washers. Bolts have an "L" bend on one end and are galvanized a minimum of 12" on the threaded end.

**GROUND LUG** - Ground lug is standard.

**FINISHES** - Baked-on polyester-powder finish provides one year limited warranty.

### DETERMINING THE LUMINAIRE/POLE COMBINATION FOR YOUR APPLICATION:

- Select luminaire from luminaire ordering information
- Select bracket configuration if required
- Determine EPA value from luminaire/bracket EPA chart
- Select pole height
- Select MPH to match wind speed in the application area (See windspeed map).
- Confirm pole EPA equal to or exceeding value from note above
- Confirm total luminaire/bracket weight does not exceed maximum weight shown in chart below
- Consult factory for special wind load requirements and banner brackets

**POLE SELECTION CHART: 4" (102mm), 5" (127mm) & 6" (152mm) 16 flat fluted round poles**

Height	EPA			Outside Dimensions	Material	Max Weight (lbs) <sup>2</sup>	Bolt Circle	FRN2 Wt (lbs) <sup>2</sup>	FRN3 Wt (lbs) <sup>2</sup>
	80 MPH	90 MPH	100 MPH						
8' (2.4m)	13.3	10.2	8.0	4" (102mm)	0.125	300	O/P	67	74
8' (2.4m)	21.9	17.0	13.4	5" (127mm)	0.125	300	O/P	69	76
10' (3.0m)	9.1	6.8	5.2	4" (102mm)	0.125	300	O/P	70	78
10' (3.0m)	15.5	11.8	9.1	5" (127mm)	0.125	300	O/P	73	81
12' (3.7m)	6.3	4.5	3.2	4" (102mm)	0.125	300	O/P	74	81
12' (3.7m)	11.2	8.3	6.2	5" (127mm)	0.125	300	O/P	78	85
12' (3.7m)	17.2	13.1	10.0	6" (152mm)	0.125	300	O/P	82	87
14' (4.3m)	8.1	5.7	4.0	5" (127mm)	0.125	300	O/P	82	90
14' (4.3m)	13.1	9.5	6.9	6" (152mm)	0.125	300	O/P	87	93
16' (4.9m)	5.7	3.7	2.2	5" (127mm)	0.125	300	O/P	87	94
16' (4.9m)	9.7	6.7	4.5	6" (152mm)	0.125	300	O/P	93	98
16' (4.9m)	10.3	7.3	5.2	5" (127mm)	0.188	300	O/P	103	109
18' (5.5m)	3.7	1.9	N/A	5" (127mm)	0.125	300	O/P	91	99
18' (5.5m)	7.0	4.4	2.5	6" (152mm)	0.125	300	O/P	98	104
18' (5.5m)	12.9	9.1	6.3	6" (152mm)	0.188	300	O/P	120	125

<sup>1</sup> EPA based on AASHTO LTS-3-94. For applications in Canada and areas using code requirements other than AASHTO LTS-3-94, consult factory. Designs are limited to top-mounted luminaires and/or brackets having a centroid 2'-6" above and 1'-6" eccentric to the pole top at nominal mounting height. Variations from sizes above are available, consult factory. Satisfactory performance of poles is dependent upon the pole being properly attached to a supporting foundation of adequate design. Refer to EPA information on next page. Maximum luminaire/bracket weight is shown on the above chart.

- 1- Maximum weight of fixtures/brackets to be mounted to pole.
- 2- Structure weight is a nominal value which includes the pole shaft and decorative base.

**ARRA**  
Funding Compliant



Project Name \_\_\_\_\_ Fixture Type \_\_\_\_\_  
Catalog # \_\_\_\_\_

10/22/15

© 2015  
LSI INDUSTRIES INC.

# ALUMINUM FLUTED ROUND POLES WITH DECORATIVE BASE

## POLE ORDERING INFORMATION

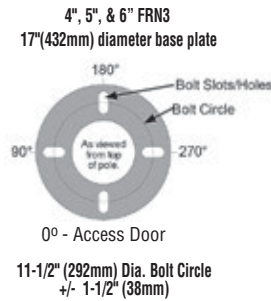
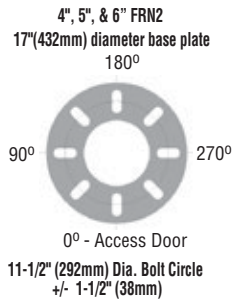
TYPICAL ORDER EXAMPLE: **5FRN2 A125 14 N BRZ**

Pole Series	Material	Height <sup>1</sup>	Mounting Configuration	Pole Finish	Options
<b>Tenon Mount</b> Round Fluted Pole with 21-1/2" Tall Decorative Base <b>4FRN2</b> <b>5FRN2</b> <b>6FRN2</b>	A125 - .125 Aluminum A188 - .188 Aluminum	8' 10' 12' 14' 16' 18'	N - Tenon Mount 4N - Tenon Mount	BRZ - Bronze BLK - Black WHT - White SVG - Satin Verde Green MSV - Metallic Silver	LAB - Less Anchor Bolts
Round Fluted Pole with 31-1/2" Tall Decorative Base <b>4FRN3</b> <b>5FRN3</b> <b>6FRN3</b>	<div style="border: 1px solid black; padding: 5px; display: inline-block;">                         Consult Pole Selection Chart on opposite page                     </div>				

**FOOTNOTES:**

1 - Pole heights will have +/- 2" tolerance.

### BOLT CIRCLE



	O	P
Bolt Circle	11-1/2" +/- 1-1/2" (292mm +/- 38mm)	11-1/2" +/- 1-1/2" (292mm +/- 38mm)
Anchor Bolt Size	3/4" dia. x 17" x 3" hook (19mm x 432mm x 76mm)	3/4" dia. x 17" x 3" hook (19mm x 432mm x 76mm)
Anchor Bolt Projection	3-1/2" +/- 1/4" (89mm +/- 6mm)	3-1/2" +/- 1/4" (89mm +/- 6mm)
Base Plate Dimensions	17" dia. x 3/4" thk. (432mm x 19mm)	17" dia. x 3/4" thk. (432mm x 19mm)

Note: Base plate illustrations may change without notice. Do not use for setting anchor bolts. Consult factory for the base plate templates.

### EPA INFORMATION

All poles are guaranteed to meet the EPA requirements listed. Pole manufacturer is not responsible if a pole order has a lower EPA rating than the indicated wind-loading zone where the pole will be located.

**CAUTION:** This guarantee does not apply if the pole/bracket/fixture combination is used to support any other items such as flags, pennants, or signs, which would add stress to the pole. Pole manufacturer cannot accept responsibility for harm or damage caused in these situations.

**NOTE:** Pole calculations include a 1.3 gust factor over steady wind velocity. Example: poles designed to withstand 80 MPH steady wind will withstand gusts to 104 MPH. EPAs are for locations 100 miles away from hurricane ocean lines. Consult LSI for other areas. Note: Hurricane ocean lines are the Atlantic and Gulf of Mexico coastal areas. For applications in Canada and areas using code requirements other than AASHTO LTS-3-94, consult factory.

