



Catalog #: _____ Project: _____

Prepared By: _____ Date: _____ Type: _____

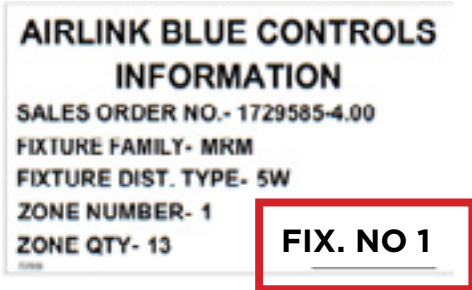
AirLink™ Blue Fixture Installation Guide

INSTRUCTIONS



LSI fixtures shipped with AirLink Blue controls must be installed according to the numbered site plan.

Every AirLink Blue fixture has the below carton label with a fixture number that corresponds to the required location of installation on the numbered site plan.


Install fixtures in that specific location according to numbered site plan.



In addition, every AirLink Blue fixture has the below label installed on the fixture with a fixture number that corresponds to the required location of installation on the numbered site plan.



Example of a numbered site plan.



**If you have questions, please contact LSI AirLink Blue Support line:
1 (800) 436-7800 (option 4)**