IES ROAD REPORT
PHOTOMETRIC FILENAME : WPSLS-04L-30.IES

DESCRIPTIVE INFORMATION (From Photometric File)

IESNA:LM-63-2002
[TEST] 3206
[TESTLAB] TUV SUD America
[TESTDATE] 6/22/2017 12:33:00 PM
[ISSUEDATE] 7/29/2019
[MANUFAC]LSI INDUSTRIES, INC
[LUMCAT] WPSLS-04L-30
[OTHER]TEST PROCEDURE: IESNA
[_ABSOLUTE]NOTE: DATA SHOWN IS ABSOLUTE FOR THE SAMPLE PROVIDED
[_SEARCH_SOURCETYPE] LED
[_SEARCH_APPLICATION] Outdoor

CHARACTERISTICS

IES Classification	Type III
Longitudinal Classification	Very Short
Lumens Per Lamp	N.A. (absolute)
Total Lamp Lumens	N.A. (absolute)
Luminaire Lumens	3675
Downward Total Efficiency	N.A. (absolute)
Total Luminaire Efficiency	N.A. (absolute)
Luminaire Efficacy Rating (LER)	99
Total Luminaire Watts	37.05
Ballast Factor	1.00
Upward Waste Light Ratio	0.00
Maximum Candela	1894.94
Maximum Candela Angle	360H 30V
Maximum Candela (<90 Degrees Vertical)	1894.94
Maximum Candela Angle (<90 Degrees Vertical)	360H 30V
Maximum Candela At 90 Degrees Vertical	0 (0.0% Luminaire Lumens)
Maximum Candela from 80 to <90 Degrees Vertical	35.97 (1.0% Luminaire Lumens)
Cutoff Classification (deprecated)	N.A. (absolute)

IES ROAD REPORT
PHOTOMETRIC FILENAME : WPSLS-04L-30.IES

LUMINAIRE CLASSIFICATION SYSTEM (LCS)

	Lumens	% Lamp	% Luminaire
FL - Front-Low (0-30)	698.9	N.A.	19.0
FM - Front-Medium (30-60)	1578.7	N.A.	43.0
FH - Front-High (60-80)	395.9	N.A.	10.8
FVH - Front-Very High (80-90)	3.3	N.A.	0.1
BL - Back-Low (0-30)	425.1	N.A.	11.6
BM - Back-Medium (30-60)	458.0	N.A.	12.5
BH - Back-High (60-80)	111.7	N.A.	3.0
BVH - Back-Very High (80-90)	3.4	N.A.	0.1
UL - Uplight-Low (90-100)	0.0	N.A.	0.0
UH - Uplight-High (100-180)	0.0	N.A.	0.0
Total	3674.9	N.A.	100.0
BUG Rating	B1-U0-G1		

Photometric Toolbox Professional Edition - Copyright 2002-2015 by Lighting Analysts, Inc.
Calculations based on published IES Methods and recommendations, values rounded for display purposes.
Results derived from content of manufacturers photometric file.

IES ROAD REPORT
PHOTOMETRIC FILENAME : WPSLS-04L-30.IES

CANDELA TABULATION

Vert. Angles	Horizontal Angles									
	0.0	22.5	45.0	67.5	90.0	112.5	135.0	157.5	180.0	202.5
0.0	1499.03	1499.03	1499.03	1499.03	1499.03	1499.03	1499.03	1499.03	1499.03	1499.03
2.5	1535.95	1567.59	1553.06	1531.20	1505.12	1477.90	1454.57	1437.46	1391.63	1437.46
5.0	1603.75	1629.09	1596.25	1550.07	1497.21	1443.94	1397.87	1367.55	1313.91	1367.55
7.5	1669.24	1684.70	1636.63	1564.30	1484.71	1405.88	1337.40	1293.94	1233.48	1293.94
10.0	1729.09	1732.31	1671.22	1573.78	1467.05	1363.11	1275.02	1217.89	1152.20	1217.89
12.5	1776.90	1770.98	1698.23	1579.05	1444.39	1314.54	1207.75	1137.84	1066.49	1137.84
15.0	1813.45	1799.26	1718.22	1579.65	1416.68	1262.52	1135.43	1053.78	976.01	1053.78
17.5	1839.30	1820.13	1729.55	1574.21	1382.86	1204.60	1060.96	967.14	883.02	967.14
20.0	1861.88	1836.63	1733.94	1562.50	1344.29	1143.39	982.91	875.22	787.09	875.22
22.5	1877.87	1848.25	1733.56	1545.24	1300.03	1078.08	901.91	782.33	692.27	782.33
25.0	1886.88	1855.10	1730.68	1522.52	1251.50	1010.44	817.91	692.43	601.40	692.43
27.5	1892.65	1856.21	1724.12	1492.63	1198.01	941.29	732.18	606.51	520.08	606.51
30.0	1894.94	1853.66	1713.03	1458.25	1140.76	867.46	647.69	525.90	457.00	525.90
32.5	1893.31	1848.61	1697.57	1417.51	1079.98	791.97	566.85	467.02	431.94	467.02
35.0	1890.32	1840.41	1677.89	1371.48	1014.43	713.45	497.57	431.20	409.72	431.20
37.5	1884.54	1829.21	1653.64	1321.02	944.05	634.74	444.02	407.19	375.75	407.19
40.0	1875.29	1814.94	1624.84	1266.64	870.11	554.89	408.17	376.51	333.14	376.51
42.5	1861.21	1797.56	1590.26	1207.53	793.58	479.97	382.88	338.15	299.14	338.15
45.0	1841.94	1774.02	1550.32	1143.43	714.85	415.44	355.83	301.29	281.32	301.29
47.5	1816.39	1743.67	1503.65	1074.96	635.50	371.93	321.66	275.48	272.63	275.48
50.0	1786.54	1706.07	1448.66	1003.45	557.19	343.24	282.53	261.43	263.56	261.43
52.5	1751.61	1658.82	1385.85	927.21	480.16	318.01	247.16	251.52	252.39	251.52
55.0	1689.41	1589.77	1315.26	847.21	405.74	291.27	221.22	240.18	238.23	240.18
57.5	1543.21	1466.39	1237.87	759.90	334.96	261.54	204.08	226.12	221.32	226.12
60.0	1336.57	1282.47	1153.54	659.63	272.11	224.00	190.18	209.41	201.28	209.41
62.5	1094.67	1058.18	1045.67	549.23	222.55	184.10	174.49	189.57	177.49	189.57
65.0	845.24	818.44	890.14	433.71	186.46	147.21	156.58	166.46	150.88	166.46
67.5	596.27	577.21	694.38	325.26	156.20	115.41	136.09	140.40	121.42	140.40
70.0	369.71	354.87	485.18	232.71	125.33	92.68	113.41	112.81	94.75	112.81
72.5	191.45	182.99	294.37	164.34	96.44	74.90	89.20	85.60	68.94	85.60
75.0	93.52	86.03	150.14	113.73	68.80	57.96	64.48	60.38	45.39	60.38
77.5	53.00	42.02	67.29	68.83	44.86	41.21	42.56	38.45	25.73	38.45
80.0	17.48	15.24	26.48	35.97	25.42	25.53	24.06	20.80	11.01	20.80
82.5	4.14	3.43	7.71	15.80	11.58	12.78	10.67	8.45	3.26	8.45
85.0	1.13	0.98	1.52	5.24	4.13	4.79	3.44	2.47	1.10	2.47
87.5	0.59	0.30	0.29	0.71	1.04	1.06	0.72	0.76	0.00	0.76
90.0	0.00	0.00	0.00	0.00	0.00	0.00	0.00	0.00	0.00	0.00

Vert. Angles	Horizontal Angles						
	225.0	247.5	270.0	292.5	315.0	337.5	360.0
0.0	1499.03	1499.03	1499.03	1499.03	1499.03	1499.03	1499.03
2.5	1454.57	1477.90	1505.12	1531.20	1553.06	1567.59	1535.95
5.0	1397.87	1443.94	1497.21	1550.07	1596.25	1629.09	1603.75
7.5	1337.40	1405.88	1484.71	1564.30	1636.63	1684.70	1669.24
10.0	1275.02	1363.11	1467.05	1573.78	1671.22	1732.31	1729.09
12.5	1207.75	1314.54	1444.39	1579.05	1698.23	1770.98	1776.90
15.0	1135.43	1262.52	1416.68	1579.65	1718.22	1799.26	1813.45
17.5	1060.96	1204.60	1382.86	1574.21	1729.55	1820.13	1839.30
20.0	982.91	1143.39	1344.29	1562.50	1733.94	1836.63	1861.88
22.5	901.91	1078.08	1300.03	1545.24	1733.56	1848.25	1877.87
25.0	817.91	1010.44	1251.50	1522.52	1730.68	1855.10	1886.88
27.5	732.18	941.29	1198.01	1492.63	1724.12	1856.21	1892.65

CANDELA TABULATION - (Cont.)

30.0	647.69	867.46	1140.76	1458.25	1713.03	1853.66	1894.94
32.5	566.85	791.97	1079.98	1417.51	1697.57	1848.61	1893.31
35.0	497.57	713.45	1014.43	1371.48	1677.89	1840.41	1890.32
37.5	444.02	634.74	944.05	1321.02	1653.64	1829.21	1884.54
40.0	408.17	554.89	870.11	1266.64	1624.84	1814.94	1875.29
42.5	382.88	479.97	793.58	1207.53	1590.26	1797.56	1861.21
45.0	355.83	415.44	714.85	1143.43	1550.32	1774.02	1841.94
47.5	321.66	371.93	635.50	1074.96	1503.65	1743.67	1816.39
50.0	282.53	343.24	557.19	1003.45	1448.66	1706.07	1786.54
52.5	247.16	318.01	480.16	927.21	1385.85	1658.82	1751.61
55.0	221.22	291.27	405.74	847.21	1315.26	1589.77	1689.41
57.5	204.08	261.54	334.96	759.90	1237.87	1466.39	1543.21
60.0	190.18	224.00	272.11	659.63	1153.54	1282.47	1336.57
62.5	174.49	184.10	222.55	549.23	1045.67	1058.18	1094.67
65.0	156.58	147.21	186.46	433.71	890.14	818.44	845.24
67.5	136.09	115.41	156.20	325.26	694.38	577.21	596.27
70.0	113.41	92.68	125.33	232.71	485.18	354.87	369.71
72.5	89.20	74.90	96.44	164.34	294.37	182.99	191.45
75.0	64.48	57.96	68.80	113.73	150.14	86.03	93.52
77.5	42.56	41.21	44.86	68.83	67.29	42.02	53.00
80.0	24.06	25.53	25.42	35.97	26.48	15.24	17.48
82.5	10.67	12.78	11.58	15.80	7.71	3.43	4.14
85.0	3.44	4.79	4.13	5.24	1.52	0.98	1.13
87.5	0.72	1.06	1.04	0.71	0.29	0.30	0.59
90.0	0.00	0.00	0.00	0.00	0.00	0.00	0.00

Photometric Toolbox Professional Edition - Copyright 2002-2015 by Lighting Analysts, Inc.
Calculations based on published IES Methods and recommendations, values rounded for display purposes.
Results derived from content of manufacturers photometric file.

IES ROAD REPORT
PHOTOMETRIC FILENAME : WPSLS-04L-30.IES

COEFFICIENTS OF UTILIZATION

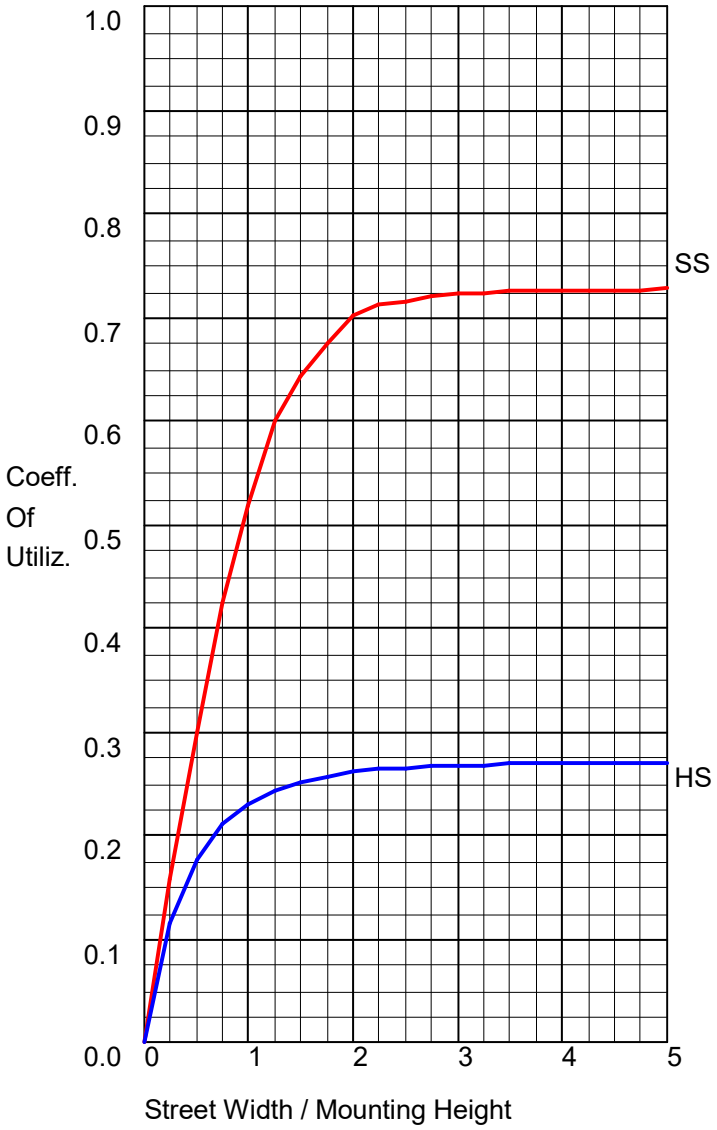

FLUX DISTRIBUTION

	Lumens	Percent Of Luminaire
Downward Street Side	2676.8	72.8
Downward House Side	998.1	27.2
Downward Total	3674.9	100.0
Upward Street Side	0.0	0.0
Upward House Side	0.0	0.0
Upward Total	0.0	0.0
Total Flux	3674.9	100.0

Photometric Toolbox Professional Edition - Copyright 2002-2015 by Lighting Analysts, Inc.
Calculations based on published IES Methods and recommendations, values rounded for display purposes.
Results derived from content of manufacturers photometric file.

IES ROAD REPORT
PHOTOMETRIC FILENAME : WPSLS-04L-30.IES

POLAR GRAPH

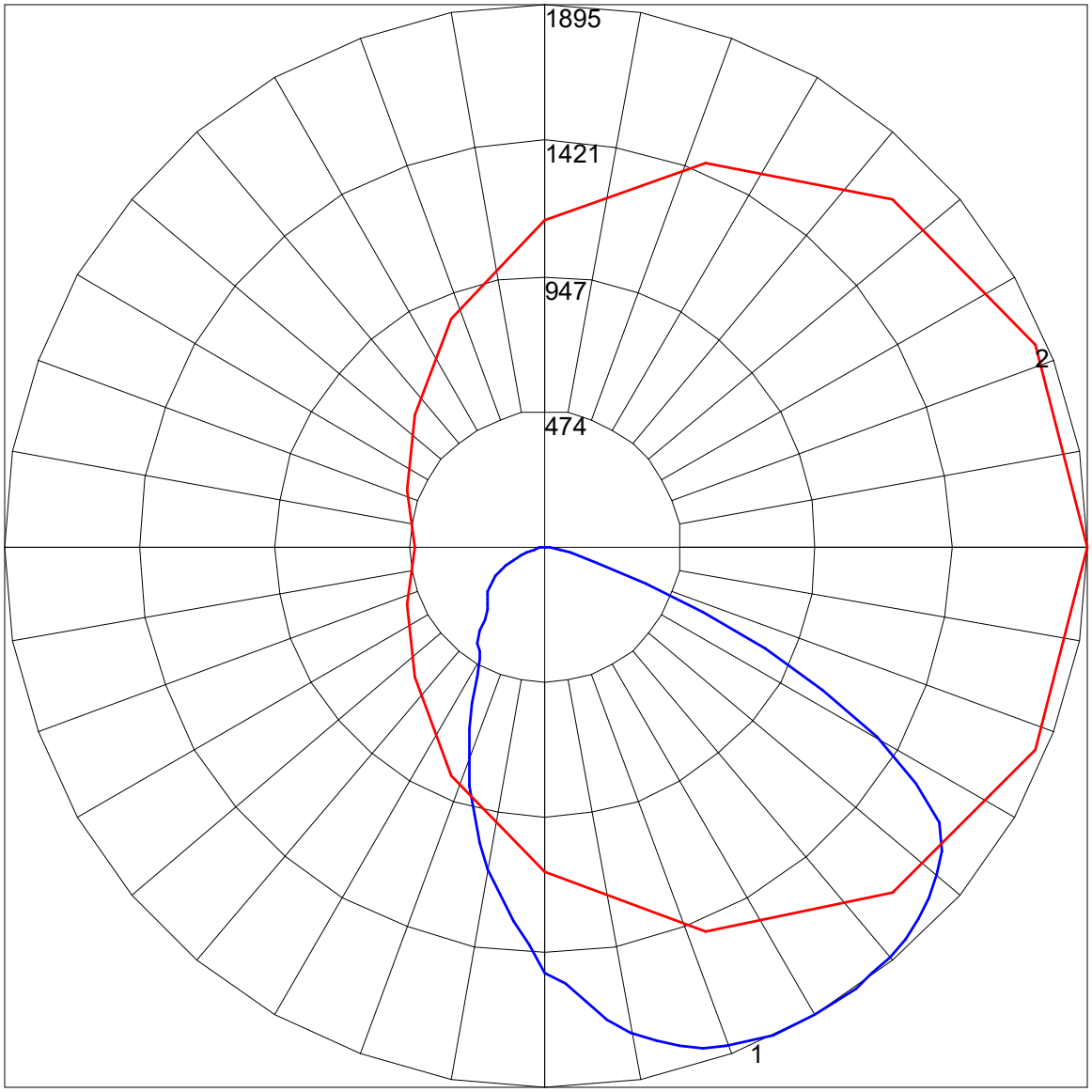

Maximum Candela = 1894.94 Located At Horizontal Angle = 360, Vertical Angle = 30
1 - Vertical Plane Through Horizontal Angles (360 - 180) (Through Max. Cd.)
2 - Horizontal Cone Through Vertical Angle (30) (Through Max. Cd.)

IES ROAD REPORT
PHOTOMETRIC FILENAME : WPSLS-04L-30.IES

ISOFOOTCANDLE LINES OF HORIZONTAL ILLUMINANCE

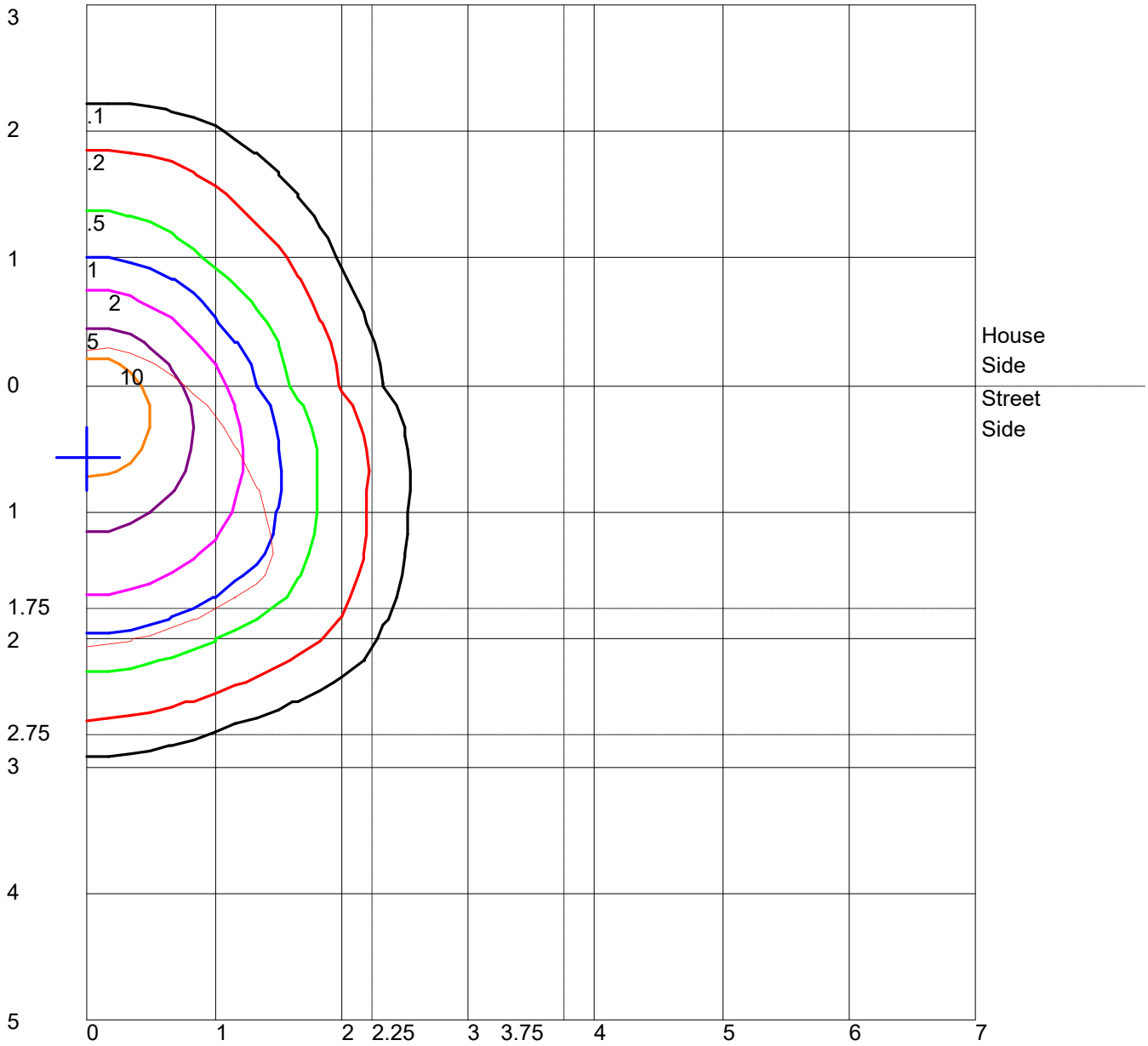

Distance In Units Of Mounting Height
Values Based On 10 Foot Mounting Height
1/2 Maximum Candela Trace Shown As Dashed Curve
(+) = Maximum Candela Point

IES ROAD REPORT
PHOTOMETRIC FILENAME : WPSLS-04L-30.IES

LUMINAIRE CLASSIFICATION SYSTEM (LCS) GRAPH

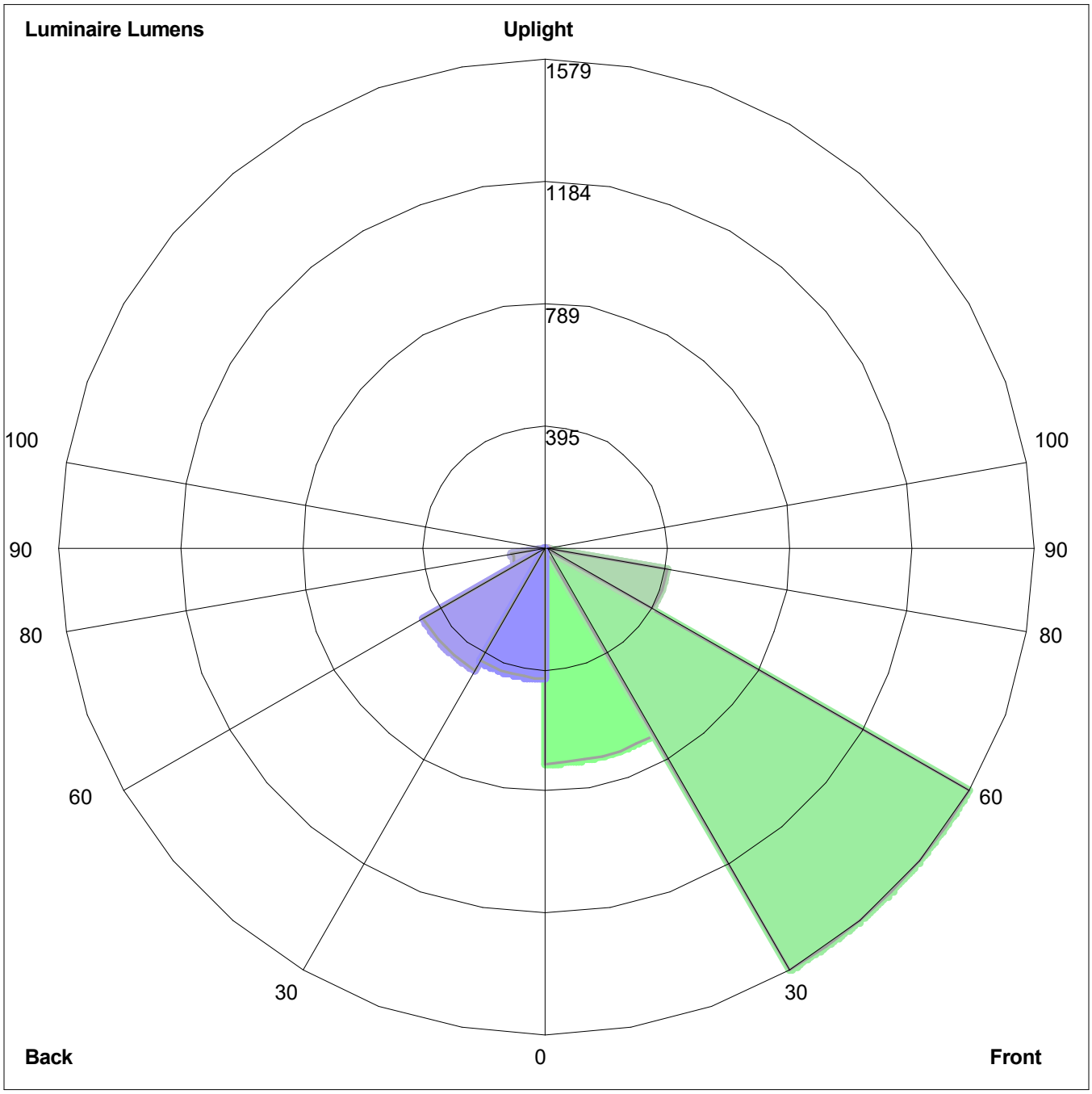

Luminaire Lumens:
Front: Low=698.9, Medium=1578.7, High=395.9, Very High=3.3
Back: Low=425.1, Medium=458.0, High=111.7, Very High=3.4
Uplight: Low=0.0, High=0.0

BUG Rating : B1-U0-G1