IES ROAD REPORT
PHOTOMETRIC FILENAME : MPP-LED-10L-SIL-2-50-70CRI-IH.IES

DESCRIPTIVE INFORMATION (From Photometric File)

IESNA:LM-63-2002
[TEST] LED-12637
[TESTLAB] LSI INDUSTRIES, INC.
[ISSUEDATE] 03/30/21
[TESTDATE] 03/26/21
[MANUFAC] LSI INDUSTRIES, INC.
[LUMCAT] MPP-LED-10L-SIL-2-50-70CRI-IH
[_ABSOLUTE] NOTE: DATA SHOWN IS ABSOLUTE FOR THE SAMPLE PROVIDED.
[OTHER] TEST PROCEDURE: IESNA LM-79-08
[OTHER] SCALED FROM ORIGINAL TEST DATA
[_SEARCH_SOURCETYPE] LED
[_SEARCH_APPLICATION] Outdoor
[_SEARCH_COLORTEMP] 5000

CHARACTERISTICS

IES Classification	Type II
Longitudinal Classification	Short
Lumens Per Lamp	N.A. (absolute)
Total Lamp Lumens	N.A. (absolute)
Luminaire Lumens	7251
Downward Total Efficiency	N.A. (absolute)
Total Luminaire Efficiency	N.A. (absolute)
Luminaire Efficacy Rating (LER)	108
Total Luminaire Watts	67
Ballast Factor	1.00
Upward Waste Light Ratio	0.05
Maximum Candela	5648
Maximum Candela Angle	72.5H 62.5V
Maximum Candela (<90 Degrees Vertical)	5648
Maximum Candela Angle (<90 Degrees Vertical)	72.5H 62.5V
Maximum Candela At 90 Degrees Vertical	124 (1.7% Luminaire Lumens)
Maximum Candela from 80 to <90 Degrees Vertical	479 (6.6% Luminaire Lumens)
Cutoff Classification (deprecated)	N.A. (absolute)

Photometric Toolbox® Copyright 2002-2019 by Lighting Analysts, Inc.
Calculations based on published IES Methods and recommendations, values rounded for display purposes.
Results derived from content of manufacturers photometric file.

IES ROAD REPORT
PHOTOMETRIC FILENAME : MPP-LED-10L-SIL-2-50-70CRI-IH.IES

LUMINAIRE CLASSIFICATION SYSTEM (LCS)

	Lumens	% Lamp	% Luminaire
FL - Front-Low (0-30)	557.7	N.A.	7.7
FM - Front-Medium (30-60)	3758.8	N.A.	51.8
FH - Front-High (60-80)	1419.0	N.A.	19.6
FVH - Front-Very High (80-90)	65.5	N.A.	0.9
BL - Back-Low (0-30)	265.1	N.A.	3.7
BM - Back-Medium (30-60)	560.0	N.A.	7.7
BH - Back-High (60-80)	209.7	N.A.	2.9
BVH - Back-Very High (80-90)	57.0	N.A.	0.8
UL - Uplight-Low (90-100)	102.4	N.A.	1.4
UH - Uplight-High (100-180)	256.3	N.A.	3.5
Total	7251.5	N.A.	100.0
BUG Rating	B1-U3-G1		

Photometric Toolbox® Copyright 2002-2019 by Lighting Analysts, Inc.
Calculations based on published IES Methods and recommendations, values rounded for display purposes.
Results derived from content of manufacturers photometric file.

IES ROAD REPORT
PHOTOMETRIC FILENAME : MPP-LED-10L-SIL-2-50-70CRI-IH.IES

CANDELA TABULATION

Vert. Angles	Horizontal Angles									
	0.0	5.0	15.0	25.0	35.0	45.0	55.0	65.0	72.5	75.0
0.0	767	767	767	767	767	767	767	767	767	767
2.5	758	751	754	760	759	756	747	746	750	750
5.0	818	813	828	816	818	816	824	806	762	753
7.5	760	762	764	787	811	837	839	825	821	802
10.0	840	840	817	858	841	825	835	843	844	857
12.5	898	902	873	869	898	879	855	902	943	951
15.0	951	1001	981	982	970	923	975	949	1012	1008
17.5	1123	1078	1105	1051	1081	1085	1039	1059	1093	1117
20.0	1215	1223	1245	1194	1180	1169	1201	1192	1189	1203
22.5	1448	1459	1454	1359	1393	1307	1340	1342	1319	1316
25.0	1637	1649	1645	1606	1538	1536	1510	1508	1488	1496
27.5	2092	2071	2015	1843	1828	1739	1741	1726	1713	1691
30.0	2459	2499	2397	2259	2132	2101	2024	1966	1953	1958
32.5	2778	2779	2771	2673	2588	2427	2392	2291	2273	2278
35.0	2673	2677	2711	2822	2958	2904	2840	2699	2583	2512
37.5	2713	2666	2656	2719	2984	3196	3292	3116	2886	2789
40.0	2912	2833	2782	2796	2972	3307	3448	3655	3180	3100
42.5	3111	3011	2935	2948	3094	3418	3522	3957	3595	3460
45.0	3174	3087	3012	3051	3233	3565	3775	4024	4008	4003
47.5	3095	3027	2956	3056	3312	3752	4056	4016	4358	4368
50.0	2901	2842	2785	2937	3290	3920	4293	4174	4698	4692
52.5	2578	2528	2481	2713	3149	3973	4481	4523	4936	4977
55.0	2173	2115	2082	2342	2873	3879	4643	4940	5214	5244
57.5	1691	1682	1649	1864	2397	3552	4678	5255	5322	5392
60.0	1210	1209	1211	1369	1773	2948	4428	5275	5370	5476
62.5	718	727	762	891	1175	2077	3915	5149	5648	5547
65.0	451	459	498	573	720	1187	3132	4482	5408	5394
67.5	307	307	321	401	500	638	2009	3509	4529	4618
70.0	266	267	273	299	372	433	1099	2554	3451	3613
72.5	210	208	221	247	303	334	570	1634	2254	2389
75.0	148	149	161	185	243	281	364	918	1414	1490
77.5	95	104	120	139	180	231	278	563	860	844
80.0	56	68	88	101	137	181	215	322	479	478
82.5	42	54	72	80	96	126	163	199	277	300
85.0	32	44	64	73	84	97	113	139	173	190
87.5	32	43	62	71	81	92	101	111	122	128
90.0	34	42	62	71	79	90	96	103	109	111
92.5	40	45	63	73	81	91	95	104	110	112
95.0	47	47	66	75	84	93	95	106	111	113
97.5	53	49	67	77	85	93	93	104	106	104
100.0	58	51	68	78	86	92	92	99	93	82
102.5	60	54	68	79	86	92	89	89	74	67
105.0	62	57	67	79	86	90	84	78	61	58
107.5	63	59	66	80	86	87	76	68	53	53
110.0	64	61	65	79	84	82	68	58	49	51
112.5	64	62	64	79	82	75	61	49	46	48
115.0	64	64	64	77	77	68	55	45	44	46
117.5	65	64	63	74	72	62	51	41	43	44
120.0	65	64	62	69	67	58	48	40	42	42
122.5	65	64	60	64	62	55	46	39	40	41
125.0	63	62	58	60	59	52	45	39	39	40
127.5	61	60	56	56	56	51	45	40	40	39
130.0	58	58	54	53	54	50	46	41	40	40

Photometric Toolbox® Copyright 2002-2019 by Lighting Analysts, Inc.
Calculations based on published IES Methods and recommendations, values rounded for display purposes.
Results derived from content of manufacturers photometric file.

CANDELA TABULATION - (Cont.)

132.5	56	55	53	51	53	51	46	41	41	41
135.0	55	55	53	51	52	48	42	41	42	42
137.5	55	55	53	50	47	42	38	38	40	41
140.0	52	52	49	45	39	34	31	32	34	35
142.5	45	45	42	37	30	26	25	26	28	29
145.0	36	36	33	28	21	19	17	19	21	22
147.5	28	27	24	19	15	11	11	13	14	15
150.0	19	18	16	13	8	3	3	6	8	8
152.5	13	13	10	5	2	1	1	2	2	2
155.0	4	4	2	2	1	0	0	0	1	1
157.5	1	1	1	1	0	0	0	0	0	0
160.0	0	0	0	1	0	0	0	0	0	0
162.5	0	0	0	1	0	0	0	0	0	0
165.0	0	0	1	1	0	0	0	0	0	0
167.5	0	0	1	1	0	0	0	0	0	0
170.0	0	0	1	1	0	0	0	0	0	0
172.5	0	0	1	1	0	0	0	0	0	0
175.0	0	0	1	1	1	0	0	0	0	0
177.5	0	0	1	1	1	0	0	0	0	0
180.0	0	0	0	0	0	0	0	0	0	0

Vert. Angles	**Horizontal Angles**									
	85.0	**90.0**	**95.0**	**105.0**	**115.0**	**125.0**	**135.0**	**145.0**	**155.0**	**165.0**
0.0	767	767	767	767	767	767	767	767	767	767
2.5	757	758	769	789	795	800	801	795	796	790
5.0	747	767	803	824	809	808	804	797	767	736
7.5	767	779	814	815	806	755	731	731	720	706
10.0	805	815	837	815	779	764	729	690	657	629
12.5	867	882	925	900	786	730	657	602	564	552
15.0	938	955	968	905	817	693	600	544	485	460
17.5	1052	1045	1074	958	813	638	546	461	412	390
20.0	1169	1135	1145	1007	808	600	475	401	356	332
22.5	1341	1294	1310	1084	759	547	422	343	311	305
25.0	1499	1448	1405	1097	758	494	364	308	285	271
27.5	1736	1623	1597	1159	691	439	321	283	256	244
30.0	1980	1845	1751	1202	640	378	300	257	232	221
32.5	2162	1992	1877	1200	572	343	274	234	220	214
35.0	2366	2152	1985	1146	494	322	250	222	212	201
37.5	2640	2365	2073	1049	419	292	226	214	200	186
40.0	2885	2615	2142	921	375	255	215	206	186	169
42.5	3132	2802	2235	784	329	223	211	194	170	153
45.0	3500	3017	2290	647	284	217	203	178	156	141
47.5	3747	3258	2338	529	248	214	190	163	147	133
50.0	4043	3543	2300	433	221	205	177	153	141	127
52.5	4434	3718	2291	369	211	194	165	146	136	122
55.0	4736	3879	2163	331	211	183	155	141	132	118
57.5	4844	3843	1928	278	217	173	150	137	128	114
60.0	4926	3686	1554	233	209	164	143	132	121	105
62.5	4795	3399	1179	207	190	155	137	126	112	102
65.0	4235	2778	787	194	170	148	131	117	122	130
67.5	3392	2029	525	185	159	140	124	128	145	160
70.0	2551	1445	367	174	152	133	130	143	155	138
72.5	1664	957	268	162	141	127	134	140	113	102
75.0	1049	627	211	153	134	126	137	117	102	89
77.5	469	303	165	145	128	130	122	103	92	85

Photometric Toolbox® Copyright 2002-2019 by Lighting Analysts, Inc.
Calculations based on published IES Methods and recommendations, values rounded for display purposes.
Results derived from content of manufacturers photometric file.

CANDELA TABULATION - (Cont.)

80.0	281	219	138	136	126	123	110	102	95	88
82.5	202	170	116	127	127	111	111	104	98	90
85.0	162	109	110	128	115	110	113	107	100	92
87.5	130	47	117	122	117	111	116	109	103	94
90.0	93	37	113	124	118	112	118	112	106	97
92.5	65	80	102	127	122	115	121	116	110	101
95.0	61	105	96	126	120	109	118	114	110	101
97.5	76	106	94	115	114	101	113	111	108	98
100.0	83	101	93	100	109	98	110	109	107	96
102.5	82	93	90	88	100	95	106	107	105	92
105.0	77	85	83	78	91	92	102	105	103	88
107.5	71	76	75	71	81	86	98	102	101	83
110.0	64	67	68	64	71	79	93	99	98	77
112.5	58	61	61	59	64	73	88	95	94	72
115.0	53	55	55	55	58	68	82	91	90	68
117.5	49	51	51	52	53	65	77	86	84	65
120.0	46	47	48	49	51	62	73	81	77	63
122.5	43	44	45	47	50	59	69	76	71	61
125.0	41	42	43	45	49	58	66	71	64	58
127.5	40	41	42	45	49	58	64	66	58	57
130.0	41	41	42	46	49	57	62	62	54	55
132.5	42	42	44	47	49	53	59	58	51	54
135.0	43	44	45	48	49	48	51	52	51	53
137.5	44	45	46	47	44	42	41	42	45	51
140.0	39	41	41	40	37	34	31	32	36	42
142.5	32	34	34	32	29	26	22	23	28	32
145.0	25	26	26	24	21	17	15	16	20	24
147.5	16	16	17	15	13	10	8	11	13	16
150.0	9	9	9	9	7	4	4	5	9	11
152.5	3	3	3	3	3	3	2	3	3	5
155.0	1	2	2	2	2	2	2	2	2	2
157.5	0	1	1	1	2	2	2	2	2	2
160.0	0	0	1	1	2	2	2	2	2	2
162.5	0	0	1	1	2	2	2	2	2	1
165.0	0	0	0	1	1	2	2	2	2	1
167.5	0	0	0	1	1	1	2	2	2	1
170.0	0	0	0	0	1	1	1	1	1	1
172.5	0	0	0	0	1	1	1	1	1	1
175.0	0	0	0	0	0	1	1	1	1	0
177.5	0	0	0	0	0	0	1	1	1	0
180.0	0	0	0	0	0	0	0	0	0	0

Vert. Angles	**Horizontal Angles**	
	175.0	**180.0**
0.0	767	767
2.5	794	800
5.0	712	711
7.5	710	708
10.0	602	599
12.5	528	522
15.0	442	440
17.5	373	373
20.0	322	322
22.5	297	296
25.0	264	263

Photometric Toolbox® Copyright 2002-2019 by Lighting Analysts, Inc.
Calculations based on published IES Methods and recommendations, values rounded for display purposes.
Results derived from content of manufacturers photometric file.

CANDELA TABULATION - (Cont.)

27.5	240	239
30.0	224	224
32.5	212	213
35.0	200	199
37.5	185	185
40.0	168	169
42.5	153	154
45.0	141	143
47.5	132	134
50.0	124	126
52.5	117	117
55.0	109	110
57.5	98	99
60.0	86	84
62.5	87	89
65.0	114	113
67.5	141	136
70.0	91	81
72.5	72	60
75.0	53	38
77.5	51	30
80.0	53	28
82.5	55	30
85.0	57	33
87.5	60	37
90.0	62	47
92.5	66	59
95.0	67	68
97.5	67	75
100.0	68	80
102.5	70	83
105.0	73	84
107.5	75	83
110.0	76	81
112.5	76	79
115.0	75	77
117.5	73	73
120.0	70	71
122.5	68	68
125.0	65	66
127.5	62	62
130.0	59	59
132.5	56	57
135.0	55	55
137.5	54	53
140.0	45	45
142.5	35	35
145.0	26	26
147.5	17	17
150.0	12	12
152.5	7	7
155.0	2	2
157.5	1	0
160.0	0	0
162.5	0	0
165.0	0	0

Photometric Toolbox® Copyright 2002-2019 by Lighting Analysts, Inc.
Calculations based on published IES Methods and recommendations, values rounded for display purposes.
Results derived from content of manufacturers photometric file.

CANDELA TABULATION - (Cont.)

167.5	0	0
170.0	0	0
172.5	0	0
175.0	0	0
177.5	0	0
180.0	0	0

Photometric Toolbox® Copyright 2002-2019 by Lighting Analysts, Inc.
Calculations based on published IES Methods and recommendations, values rounded for display purposes.
Results derived from content of manufacturers photometric file.

IES ROAD REPORT
PHOTOMETRIC FILENAME : MPP-LED-10L-SIL-2-50-70CRI-IH.IES

COEFFICIENTS OF UTILIZATION

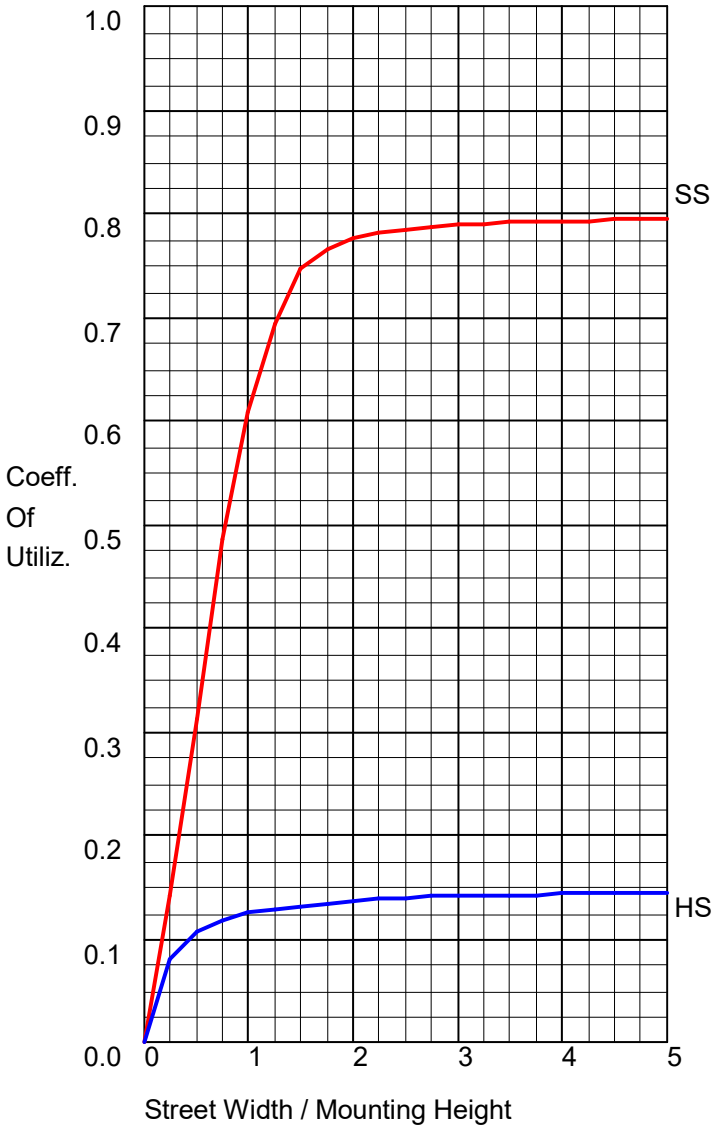

FLUX DISTRIBUTION

	Lumens	Percent Of Luminaire
Downward Street Side	5801.0	80.0
Downward House Side	1091.7	15.1
Downward Total	6892.7	95.1
Upward Street Side	164.9	2.3
Upward House Side	193.7	2.7
Upward Total	358.6	4.9
Total Flux	7251.3	100.0

Photometric Toolbox® Copyright 2002-2019 by Lighting Analysts, Inc.
Calculations based on published IES Methods and recommendations, values rounded for display purposes.
Results derived from content of manufacturers photometric file.

IES ROAD REPORT
PHOTOMETRIC FILENAME : MPP-LED-10L-SIL-2-50-70CRI-IH.IES

POLAR GRAPH

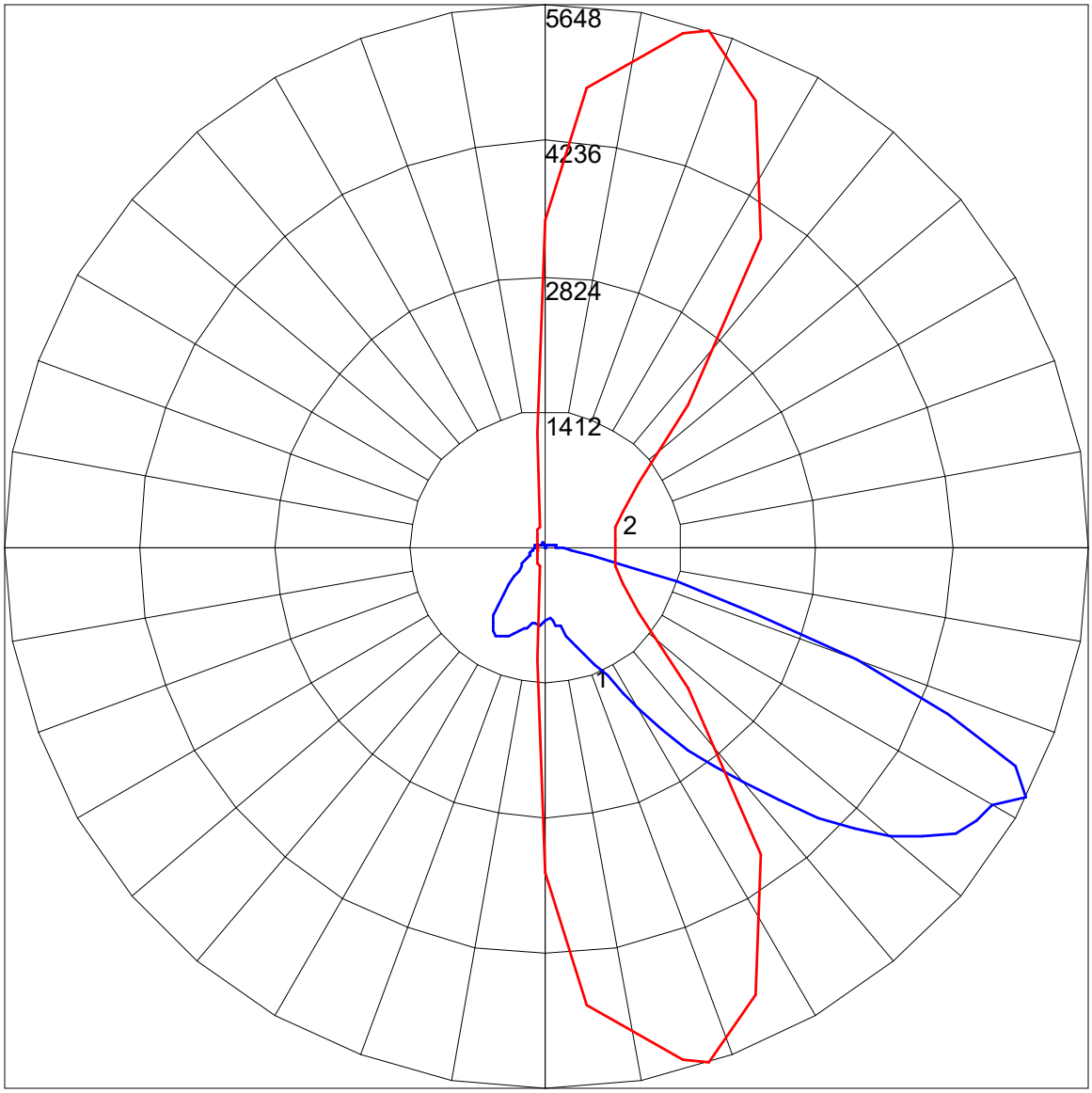

Maximum Candela = 5648 Located At Horizontal Angle = 72.5, Vertical Angle = 62.5
1 - Vertical Plane Through Horizontal Angles (72.5 - 252.5) (Through Max. Cd.)
2 - Horizontal Cone Through Vertical Angle (62.5) (Through Max. Cd.)

Photometric Toolbox® Copyright 2002-2019 by Lighting Analysts, Inc.
Calculations based on published IES Methods and recommendations, values rounded for display purposes.
Results derived from content of manufacturers photometric file.

IES ROAD REPORT
PHOTOMETRIC FILENAME : MPP-LED-10L-SIL-2-50-70CRI-IH.IES

ISOFOOTCANDLE LINES OF HORIZONTAL ILLUMINANCE

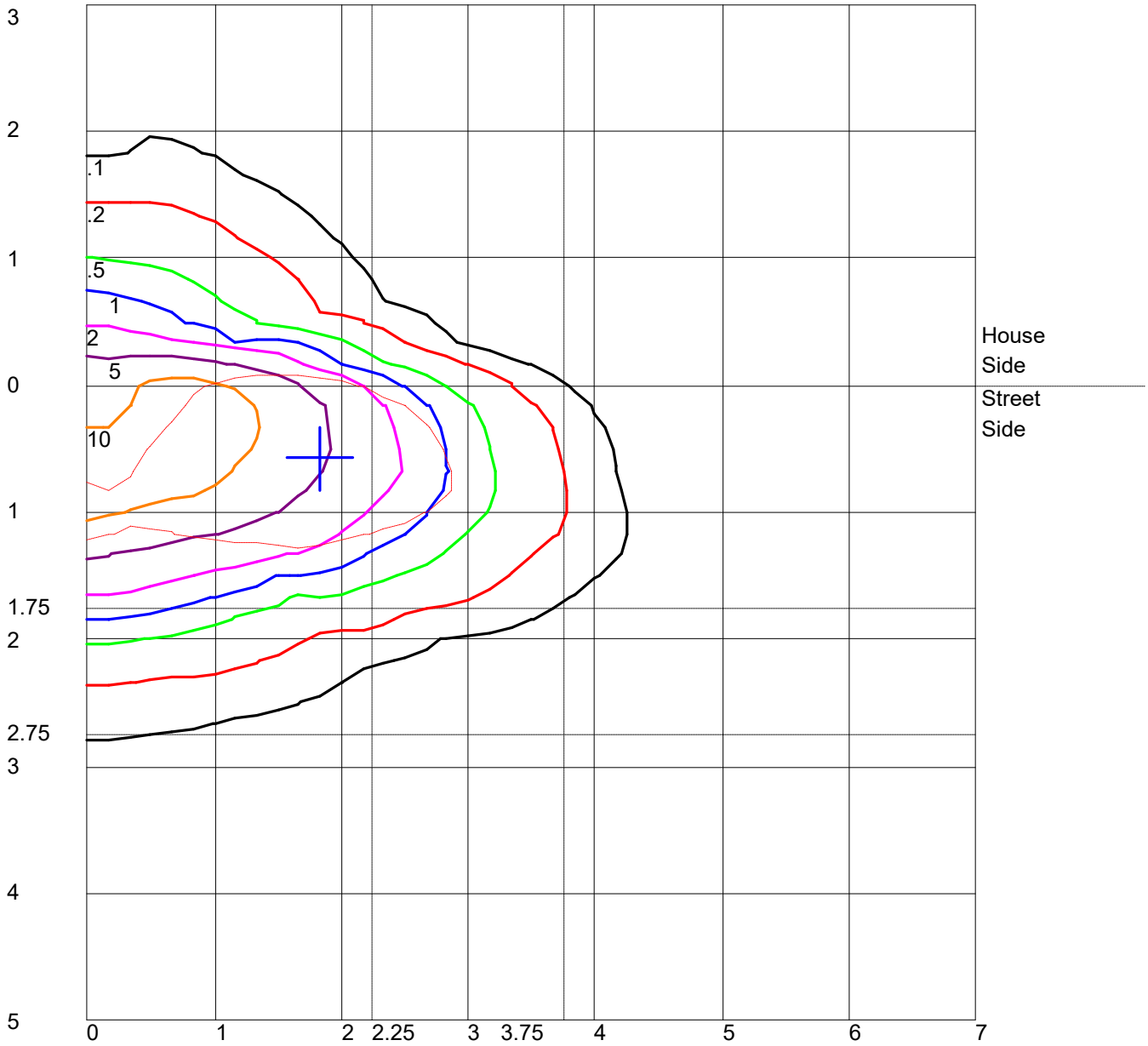

Distance In Units Of Mounting Height
Values Based On 10 Foot Mounting Height
1/2 Maximum Candela Trace Shown As Dashed Curve
(+) = Maximum Candela Point

IES ROAD REPORT
PHOTOMETRIC FILENAME : MPP-LED-10L-SIL-2-50-70CRI-IH.IES

LUMINAIRE CLASSIFICATION SYSTEM (LCS) GRAPH

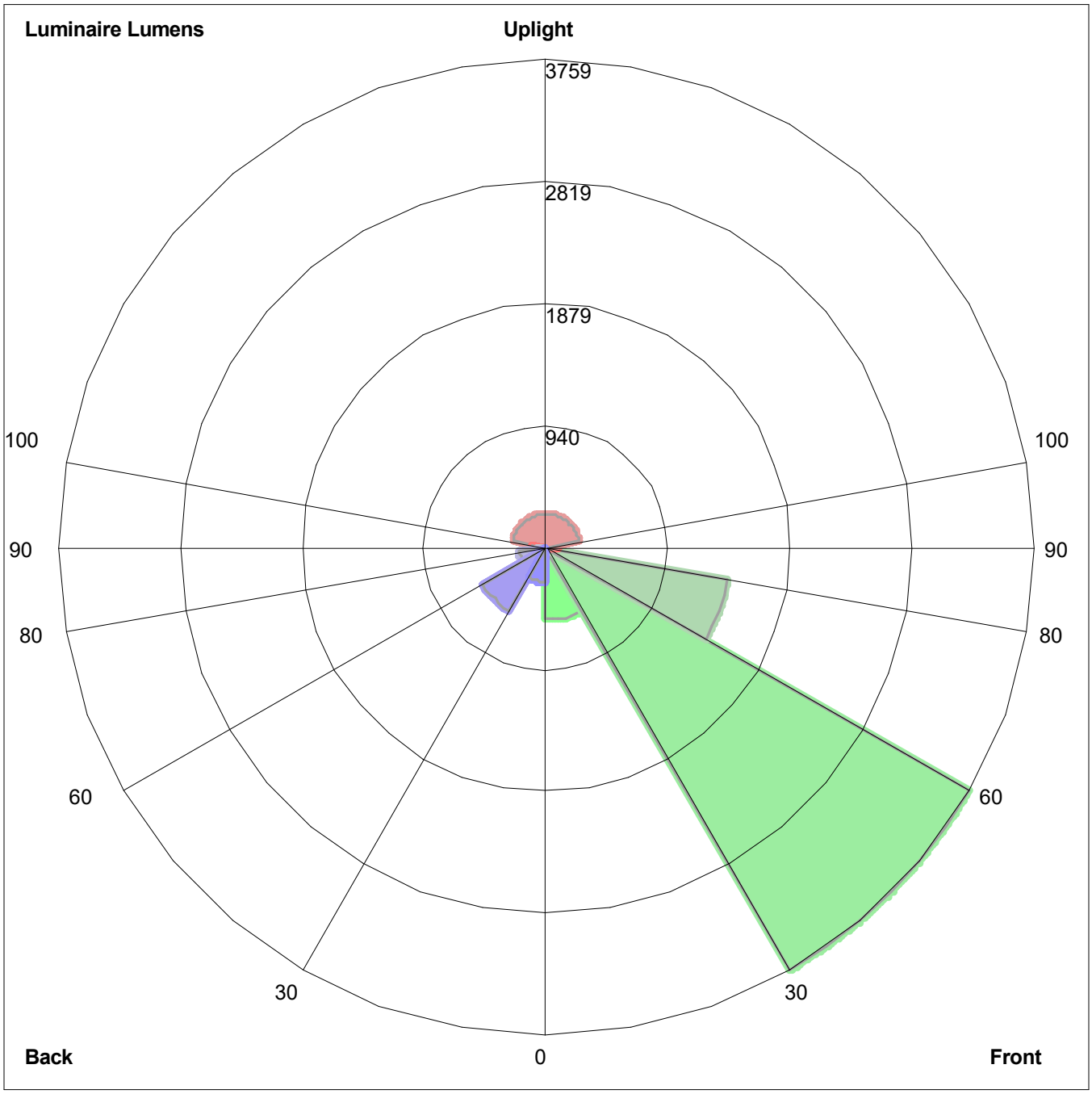

Luminaire Lumens:
Front: Low=557.7, Medium=3758.8, High= 1419.0, Very High=65.5
Back: Low=265.1, Medium=560.0, High=209.7, Very High=57.0
Uplight: Low=102.4, High=256.3

BUG Rating : B1-U3-G1

Photometric Toolbox® Copyright 2002-2019 by Lighting Analysts, Inc.
Calculations based on published IES Methods and recommendations, values rounded for display purposes.
Results derived from content of manufacturers photometric file.