IES ROAD REPORT
PHOTOMETRIC FILENAME : XMR-3-LED-29-50-IL.IES

DESCRIPTIVE INFORMATION (From Photometric File)

IESNA:LM-63-2002
[TEST]LED-7784
[TESTLAB]LSI INDUSTRIES, INC
[ISSUEDATE]11/21/16
[TESTDATE]05/05/16
[MANUFAC]LSI INDUSTRIES, INC
[LUMCAT]XMR-3-LED-29-50-IL
[_ABSOLUTE]NOTE: DATA SHOWN IS ABSOLUTE FOR THE SAMPLE PROVIDED.
[OTHER]TEST PROCEDURE: IESNA LM-79-08
[_SEARCH_SOURCETYPE] LED

CHARACTERISTICS

IES Classification	Type III
Longitudinal Classification	Medium
Lumens Per Lamp	N.A. (absolute)
Total Lamp Lumens	N.A. (absolute)
Luminaire Lumens	23407
Downward Total Efficiency	N.A. (absolute)
Total Luminaire Efficiency	N.A. (absolute)
Luminaire Efficacy Rating (LER)	97
Total Luminaire Watts	241.3
Ballast Factor	1.00
Upward Waste Light Ratio	0.00
Maximum Candela	25770
Maximum Candela Angle	55H 70V
Maximum Candela (<90 Degrees Vertical)	25770
Maximum Candela Angle (<90 Degrees Vertical)	55H 70V
Maximum Candela At 90 Degrees Vertical	0 (0.0% Luminaire Lumens)
Maximum Candela from 80 to <90 Degrees Vertical	2208 (9.4% Luminaire Lumens)
Cutoff Classification (deprecated)	N.A. (absolute)

Photometric Toolbox Professional Edition - Copyright 2002-2015 by Lighting Analysts, Inc.
Calculations based on published IES Methods and recommendations, values rounded for display purposes.
Results derived from content of manufacturers photometric file.

IES ROAD REPORT
PHOTOMETRIC FILENAME : XMR-3-LED-29-50-IL.IES

LUMINAIRE CLASSIFICATION SYSTEM (LCS)

	Lumens	% Lamp	% Luminaire
FL - Front-Low (0-30)	1179.2	N.A.	5.0
FM - Front-Medium (30-60)	10341.4	N.A.	44.2
FH - Front-High (60-80)	9271.5	N.A.	39.6
FVH - Front-Very High (80-90)	230.9	N.A.	1.0
BL - Back-Low (0-30)	688.8	N.A.	2.9
BM - Back-Medium (30-60)	1349.6	N.A.	5.8
BH - Back-High (60-80)	336.7	N.A.	1.4
BVH - Back-Very High (80-90)	8.5	N.A.	0.0
UL - Uplight-Low (90-100)	0.0	N.A.	0.0
UH - Uplight-High (100-180)	0.0	N.A.	0.0
Total	23406.6	N.A.	100.0
BUG Rating	B2-U0-G4		

Photometric Toolbox Professional Edition - Copyright 2002-2015 by Lighting Analysts, Inc.
Calculations based on published IES Methods and recommendations, values rounded for display purposes.
Results derived from content of manufacturers photometric file.

IES ROAD REPORT
PHOTOMETRIC FILENAME : XMR-3-LED-29-50-IL.IES

CANDELA TABULATION

Vert. Angles	Horizontal Angles									
	0.0	5.0	15.0	25.0	35.0	45.0	55.0	57.5	65.0	75.0
0.0	2390	2390	2390	2390	2390	2390	2390	2390	2390	2390
2.5	2466	2429	2422	2426	2424	2425	2426	2399	2422	2417
5.0	2392	2360	2352	2364	2370	2386	2406	2385	2422	2427
7.5	2314	2289	2283	2299	2322	2348	2378	2364	2417	2450
10.0	2242	2218	2218	2242	2275	2324	2371	2360	2411	2449
12.5	2211	2194	2197	2222	2259	2307	2356	2351	2401	2440
15.0	2218	2205	2215	2246	2287	2327	2371	2368	2422	2463
17.5	2254	2242	2258	2300	2357	2401	2435	2429	2472	2496
20.0	2321	2304	2331	2400	2470	2529	2559	2549	2592	2597
22.5	2453	2430	2462	2566	2661	2768	2852	2855	2936	2926
25.0	2689	2675	2710	2867	3017	3169	3327	3348	3415	3263
27.5	3037	3023	3121	3314	3515	3726	3902	3959	3856	3561
30.0	3559	3540	3692	3893	4138	4401	4555	4542	4327	3907
32.5	4281	4253	4380	4607	4896	5183	5249	5215	4892	4332
35.0	5073	5062	5204	5429	5772	6114	6041	5985	5554	4830
37.5	5754	5755	6040	6302	6736	7081	6977	6834	6261	5319
40.0	6322	6333	6726	7223	7770	8117	7938	7732	6959	5739
42.5	6954	7032	7474	8176	8906	9202	8915	8636	7620	6124
45.0	7890	8017	8560	9342	10256	10350	9873	9503	8291	6495
47.5	8955	9004	9668	10600	11599	11552	10784	10329	8927	6904
50.0	9875	9926	10612	11704	12804	12678	11611	11114	9497	7381
52.5	10969	11089	11668	12742	13713	13536	12273	11745	10107	7971
55.0	12428	12565	12986	13869	14728	13941	12706	12188	10742	8717
57.5	14517	14639	15029	15526	15906	14499	12959	12548	11338	9721
60.0	15996	16205	16717	17706	17668	15572	13347	13033	12060	11191
62.5	14571	14481	15808	17750	19683	17312	14908	14482	13174	12703
65.0	7070	6800	9855	14509	19326	20560	17251	16655	15236	14000
67.5	2852	2788	3453	7094	14846	21436	21737	21049	17502	14462
70.0	1849	1851	2217	3282	7011	18177	25770	25199	19024	12600
72.5	1192	1204	1515	2360	3682	10353	23493	23596	16578	6674
75.0	796	812	1056	1765	2716	4818	14723	14571	8646	2103
77.5	499	530	703	1393	2117	2949	6290	5220	2801	1084
80.0	307	326	452	994	1501	1945	2208	2015	1493	627
82.5	202	215	325	793	1033	1027	999	971	779	379
85.0	139	147	243	638	711	473	287	306	350	228
87.5	86	95	177	417	219	123	104	109	113	122
90.0	0	0	0	0	0	0	0	0	0	0

Vert. Angles	Horizontal Angles									
	85.0	90.0	95.0	105.0	115.0	125.0	135.0	145.0	155.0	165.0
0.0	2390	2390	2390	2390	2390	2390	2390	2390	2390	2390
2.5	2409	2420	2415	2401	2388	2376	2358	2333	2312	2297
5.0	2421	2430	2416	2365	2302	2226	2134	2062	2000	1960
7.5	2458	2463	2437	2324	2168	2016	1877	1776	1699	1653
10.0	2472	2475	2435	2242	2005	1806	1683	1639	1607	1570
12.5	2480	2480	2419	2127	1834	1707	1651	1576	1501	1447
15.0	2507	2507	2420	2021	1752	1688	1592	1470	1362	1298
17.5	2525	2518	2399	1923	1749	1656	1488	1350	1273	1224
20.0	2592	2563	2403	1897	1783	1602	1406	1305	1241	1198
22.5	2819	2721	2480	1909	1794	1575	1415	1298	1220	1162
25.0	3013	2849	2517	1919	1767	1570	1462	1308	1195	1123
27.5	3166	2922	2504	1900	1733	1587	1480	1323	1153	1035

CANDELA TABULATION - (Cont.)

30.0	3342	3009	2501	1870	1726	1602	1481	1302	1056	893
32.5	3572	3117	2521	1815	1709	1600	1460	1201	946	850
35.0	3852	3261	2569	1758	1677	1556	1381	1074	950	1012
37.5	4111	3400	2621	1712	1635	1494	1234	1012	1132	1332
40.0	4347	3525	2660	1666	1578	1385	1112	998	1303	1327
42.5	4567	3647	2699	1615	1502	1241	1027	983	1238	1054
45.0	4788	3784	2755	1564	1401	1089	928	876	1181	770
47.5	5062	3971	2852	1523	1232	895	776	758	1111	632
50.0	5403	4203	2992	1484	951	648	573	623	1016	558
52.5	5842	4501	3156	1373	656	468	416	503	887	516
55.0	6242	4723	3309	1168	500	401	343	386	677	482
57.5	6438	4858	3415	1072	446	377	303	305	433	471
60.0	7069	5498	3434	997	410	344	264	250	284	370
62.5	8728	6026	2998	817	376	282	223	193	163	312
65.0	10357	5852	2243	613	306	226	203	127	110	252
67.5	10446	4692	1413	400	231	178	134	99	85	214
70.0	6803	2573	696	249	162	119	83	77	79	160
72.5	2429	1020	333	183	117	73	55	57	59	117
75.0	951	463	235	144	85	49	45	41	38	88
77.5	536	285	176	104	53	40	29	32	16	48
80.0	320	193	132	68	34	25	16	11	6	19
82.5	211	130	91	41	20	13	10	6	2	0
85.0	130	78	56	22	10	9	7	4	1	0
87.5	66	37	28	10	10	10	9	5	2	0
90.0	0	0	0	0	0	0	0	0	0	0

Vert. Angles	**Horizontal Angles**	
	175.0	**180.0**
0.0	2390	2390
2.5	2297	2288
5.0	1935	1943
7.5	1629	1629
10.0	1543	1540
12.5	1413	1399
15.0	1267	1256
17.5	1201	1196
20.0	1170	1164
22.5	1125	1120
25.0	1068	1060
27.5	958	945
30.0	826	813
32.5	809	801
35.0	998	964
37.5	1160	1100
40.0	892	822
42.5	590	535
45.0	466	432
47.5	406	381
50.0	366	342
52.5	328	303
55.0	335	305
57.5	351	304
60.0	295	229
62.5	282	218
65.0	261	212

Photometric Toolbox Professional Edition - Copyright 2002-2015 by Lighting Analysts, Inc.
Calculations based on published IES Methods and recommendations, values rounded for display purposes.
Results derived from content of manufacturers photometric file.

CANDELA TABULATION - (Cont.)

67.5	254	220
70.0	209	189
72.5	165	153
75.0	125	116
77.5	63	57
80.0	24	24
82.5	1	4
85.0	0	0
87.5	0	0
90.0	0	0

Photometric Toolbox Professional Edition - Copyright 2002-2015 by Lighting Analysts, Inc.
Calculations based on published IES Methods and recommendations, values rounded for display purposes.
Results derived from content of manufacturers photometric file.

IES ROAD REPORT
PHOTOMETRIC FILENAME : XMR-3-LED-29-50-IL.IES

COEFFICIENTS OF UTILIZATION

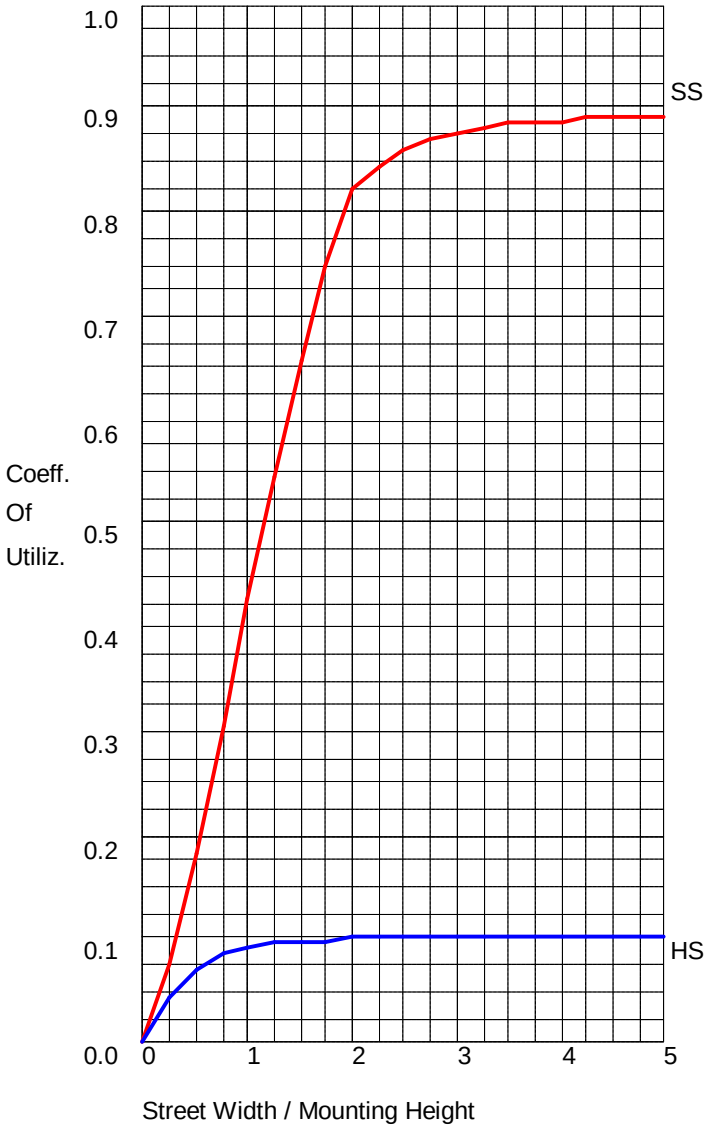

FLUX DISTRIBUTION

	Lumens	Percent Of Luminaire
Downward Street Side	21023.1	89.8
Downward House Side	2383.5	10.2
Downward Total	23406.6	100.0
Upward Street Side	0.0	0.0
Upward House Side	0.0	0.0
Upward Total	0.0	0.0
Total Flux	23406.6	100.0

Photometric Toolbox Professional Edition - Copyright 2002-2015 by Lighting Analysts, Inc.
Calculations based on published IES Methods and recommendations, values rounded for display purposes.
Results derived from content of manufacturers photometric file.

IES ROAD REPORT
PHOTOMETRIC FILENAME : XMR-3-LED-29-50-IL.IES

POLAR GRAPH

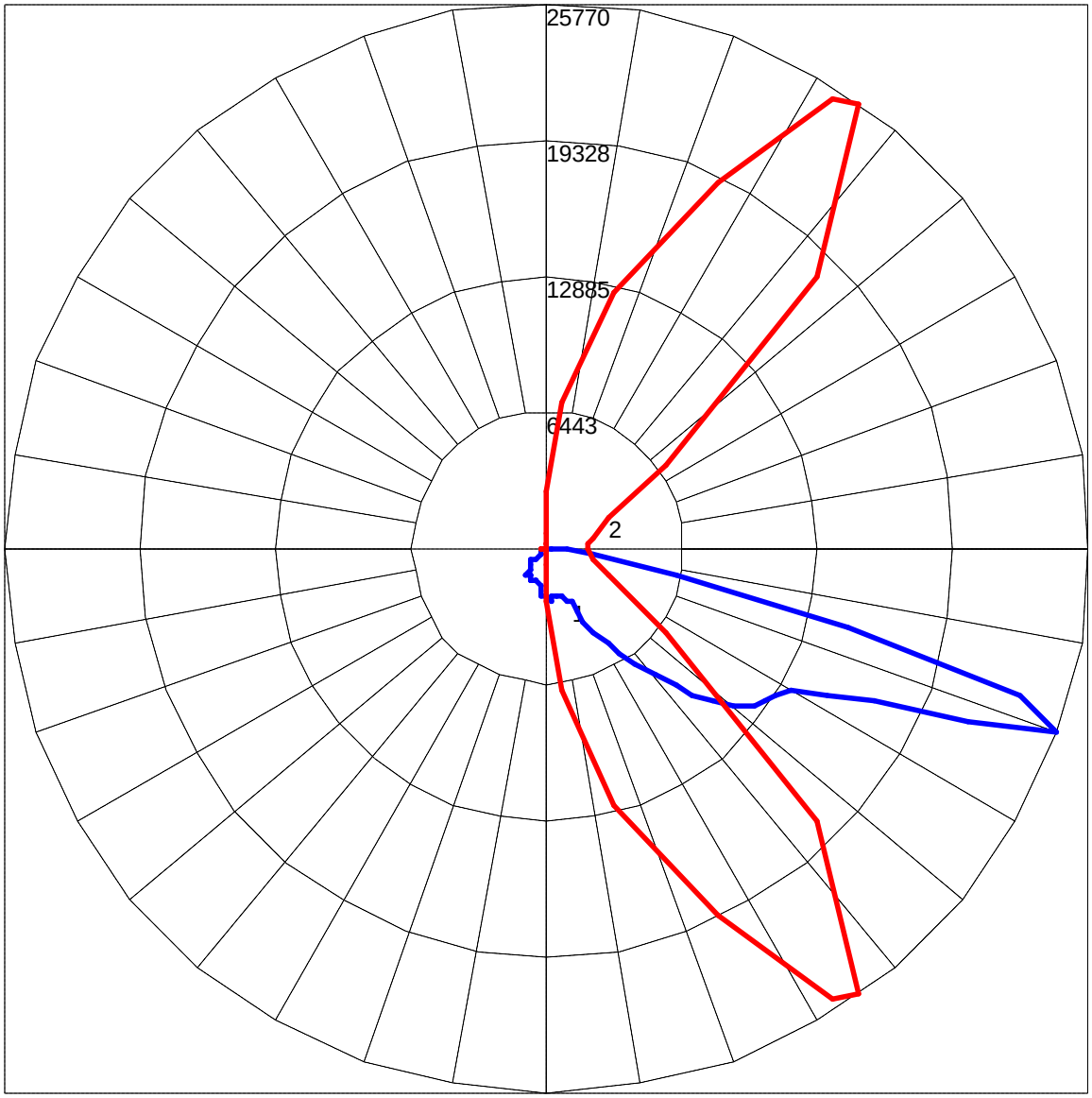

Maximum Candela = 25770 Located At Horizontal Angle = 55, Vertical Angle = 70
1 - Vertical Plane Through Horizontal Angles (55 - 235) (Through Max. Cd.)
2 - Horizontal Cone Through Vertical Angle (70) (Through Max. Cd.)

IES ROAD REPORT
PHOTOMETRIC FILENAME : XMR-3-LED-29-50-IL.IES

ISOFOOTCANDLE LINES OF HORIZONTAL ILLUMINANCE

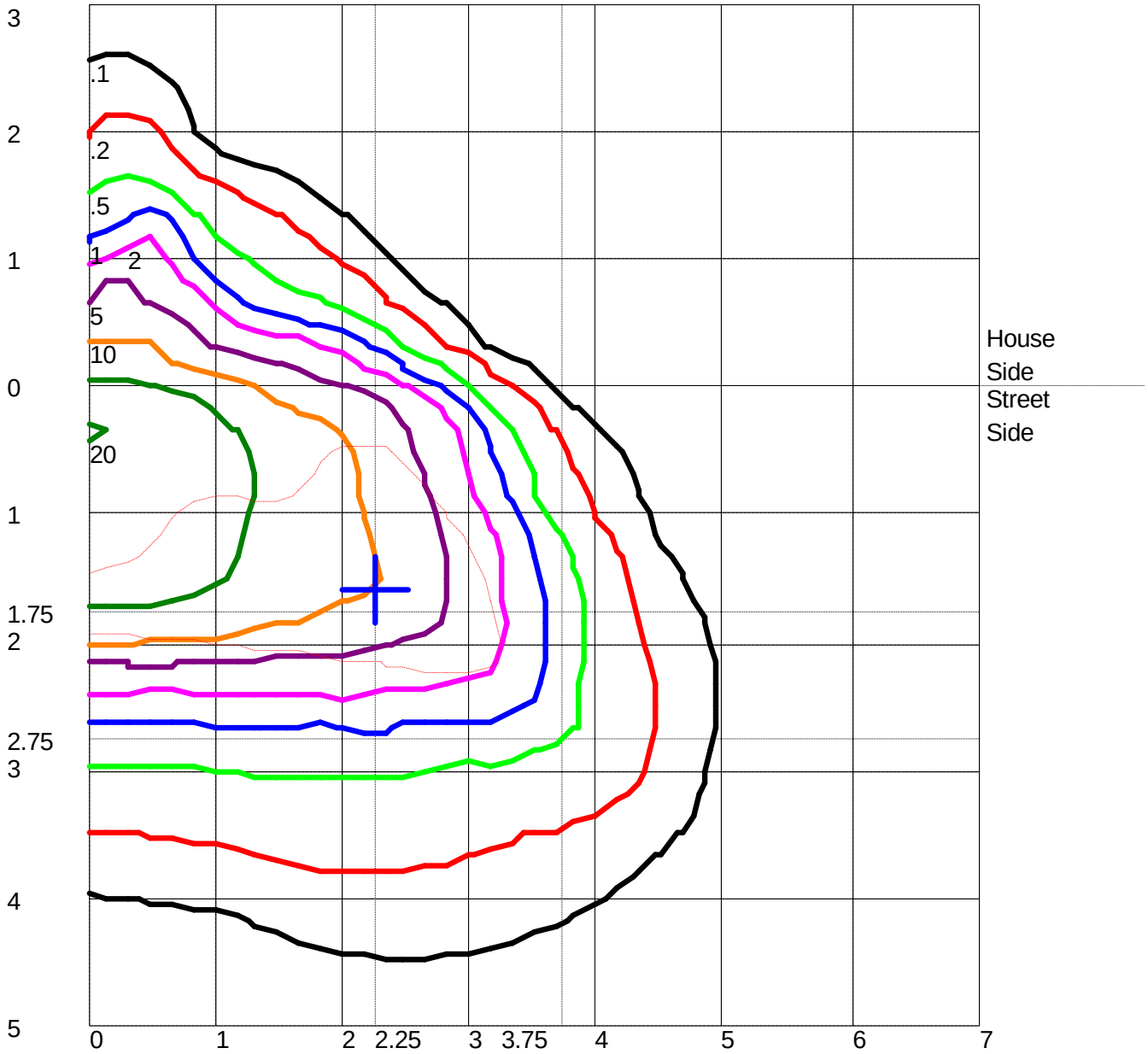

Distance In Units Of Mounting Height
Values Based On 10 Foot Mounting Height
1/2 Maximum Candela Trace Shown As Dashed Curve
(+) = Maximum Candela Point

IES ROAD REPORT
PHOTOMETRIC FILENAME : XMR-3-LED-29-50-IL.IES

LUMINAIRE CLASSIFICATION SYSTEM (LCS) GRAPH

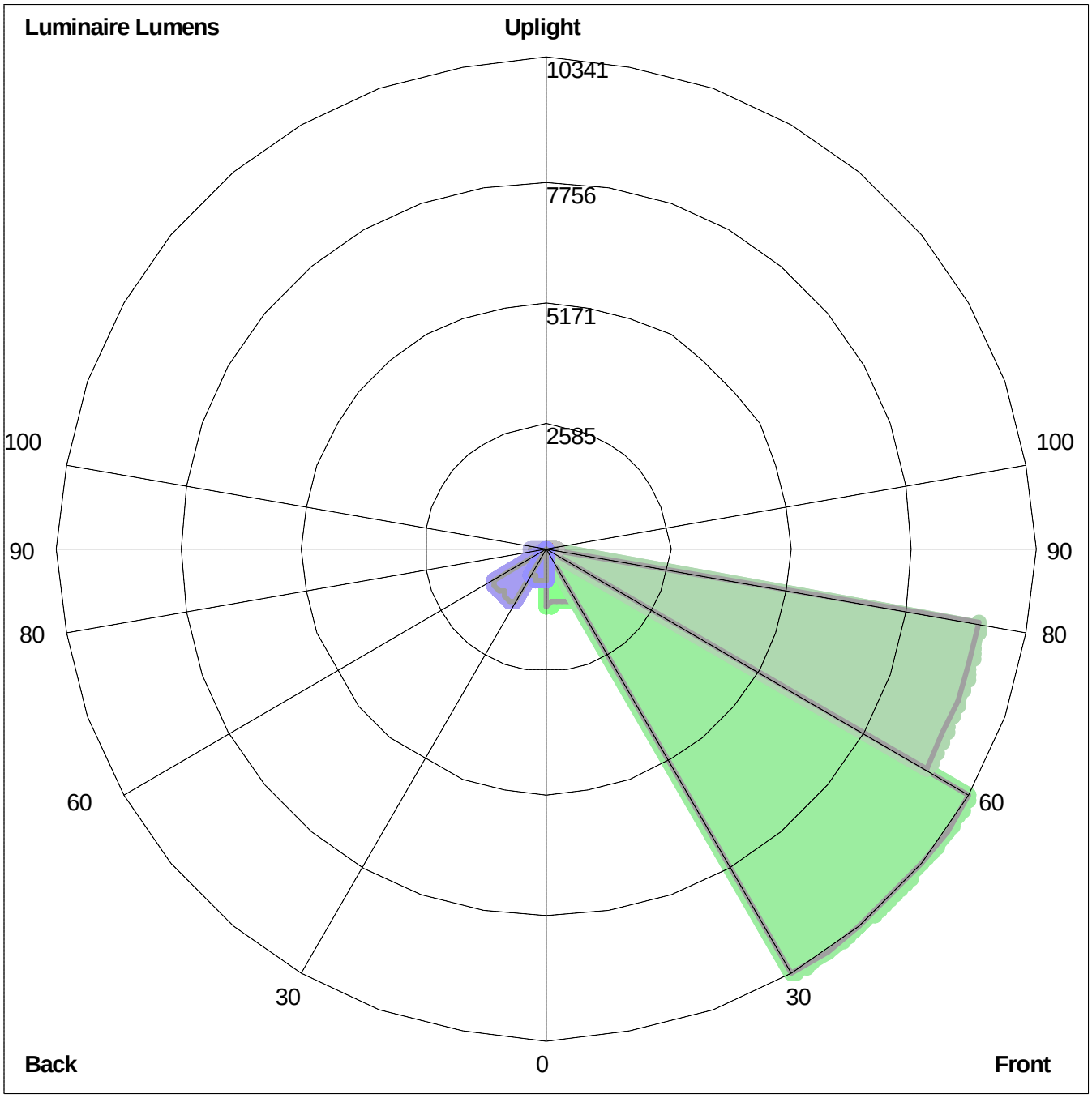

Luminaire Lumens:
Front: Low=1179.2, Medium=10341.4, High=9271.5, Very High=230.9
Back: Low=688.8, Medium=1349.6, High=336.7, Very High=8.5
Uplight: Low=0.0, High=0.0

BUG Rating : B2-U0-G4