



Zone Slice (ZNX)

Outdoor Sports Light



OVERVIEW	
Lumen Package (lm)	30,000 -55,000
Wattage Range (W)	63-401
Efficacy Range (LPW)	112-156
Weight lbs (kg)	30 (13.6)
Control Options	IMSBT, ALB, ALS,7-Pin, PCI

QUICK LINKS

[Ordering Guide](#)
[Performance](#)
[Photometrics](#)
[Dimensions](#)

FEATURES & SPECIFICATIONS

Construction

- Rugged die-cast aluminum housing contains factory prewired driver and optical unit. Cast aluminum wiring access door located underneath.
- Fixtures are finished with LSI's DuraGrip polyester powder coat finishing process. The DuraGrip finish withstands extreme weather changes without cracking or peeling. Other standard LSI finishes available. Consult factory.
- Shipping Weight: 31 lbs in carton

Optical System

- State-of-the-Art one piece silicone optic sheet delivers industry leading optical control with an integrated gasket to provide IP66 rated seal.
- Proprietary silicone refractor optics provide exceptional coverage and uniformity in distribution types CT, 4, FT, LC and RC.
- Silicone optical material does not yellow or crack with age and provides a typical light transmittance of 93%.
- Zero uplight.
- Available in 5000K, 4000K, and 3000K color temperatures per ANSI C78.377. Also available in phosphor.
- Minimum CRI of 70
- Integral louver (IL) and house-side shield (IH) options available for improved backlight control without sacrificing street side performance. See page 3 for more details.

Electrical

- High-performance driver features

overvoltage, under-voltage, short circuit and over temperature protection.

- 0-10V dimming (10% - 100%) standard.
- Standard Universal Voltage (120-277 VAC) Input 50/60 Hz or optional High Voltage (347-480 VAC).
- L80 Calculated Life: 60K Hours (See Lumen Maintenance table)
- Total harmonic distortion: <20%
- Operating temperature: -40°C to +50°C (-40°F to +122°F). 42L, 48L lumen packages rated to +40C. 55L lumen package rated to +35C.
- Power factor: >.90
- Input power stays constant over life.
- Field replaceable 10kV surge protection device meets a minimum Category C Low operation (per ANSI/IEEE C62.41.2).
- High-efficacy LEDs mounted to metal-core circuit board to maximize heat dissipation for long life
- Driver is fully encased in potting material for moisture resistance and complies with FCC standards. Driver and key electronic components can easily be accessed.

Controls

- Optional integral passive infrared Bluetooth™ motion and photocell sensor. Fixtures operate independently and can be commissioned via iOS or Android configuration app.
- LSI's AirLink™ wireless control system options reduce energy and maintenance costs while optimizing light quality 24/7.

Installation

- A single fastener secures the hinged door, underneath the housing and provides quick & easy access to the electrical compartment.
- Included terminal block accepts up to 12 ga. Wire.
- Utilizes LSI's traditional B3 drill pattern (see drawing in poles section).

Warranty

- LSI luminaires carry a 5-year limited warranty. Refer to <https://www.lsicorp.com/resources/terms-conditions-warranty/> for more information.

Listings

- ETL Listed to UL 1598 and UL 8750.
- Meets Buy American Act requirements.
- Dark Sky compliant; with 3000K color temperature selection.
- Title 24 Compliant; see local ordinance for qualification information.
- Suitable for wet locations.
- IP66 rated Luminaire per IEC 60598-1.
- 3G rated for ANSI C136.31 high vibration applications are qualified.
- IK08 rated luminaire per IEC 66262 mechanical impact code.
- DesignLights Consortium (DLC) qualified product pending. Not all versions of this product may be DLC qualified. Please check the DLC Qualified Products List at www.designlights.org/QPL to confirm which versions are qualified.
- Patented Silicone Optics (US Patent No. 10,816,165 B2).

Zone Slice Outdoor Sports Light

Type : _____

 **Have questions?** Call us at (800) 436-7800

ORDERING GUIDE

[Back to Quick Links](#)

TYPICAL ORDER EXAMPLE: ZNX 55L CT UNV 50 ALSC BLK				
Prefix	Lumen Package	Distribution	Orientation	Voltage
ZNX - Zone Slice	30L - 30,000 lms 36L - 36,000 lms 42L - 42,000 lms 48L - 48,000 lms 55L - 55,000 lms ⁶ Custom Lumen Packages¹	CT - Court Optic 4 - Type 4 FT - Forward Throw LC - Left Corner RC - Right Corner	(blank) - standard (no rotation) R - Optics rotated right 90° L - Optics rotated left 90°	UNV - 120 - 277V HV - 347-480V
Color Temperature	Controls (Choose One)	Finish	Options	
30 - 3,000K 40 - 4,000K 50 - 5,000K	(Blank) - None Wireless Controls System ALSC - AirLink Synapse Control System ⁶ ALSCS02 - AirLink Synapse Control System with 1.2-20' Motion Sensor ⁶ ALSCS04 - AirLink Synapse Control System with 20-40' Motion Sensor ⁶ ALBMR1LR - AirLink Blue Long Range Wireless Motion & Photo Sensor Controller (8-24' mounting height) ^{2,6} ALBMR2LR - AirLink Blue Long Range Wireless Motion & Photo Sensor Controller (25-40' mounting height) ^{2,6} Stand-Alone Controls EXT - 0-10V Dimming leads extended to housing exterior CR7P - 7 Pin Control Receptacle ANSI C1.36.41 ³ IMSBT1L - Integral Bluetooth™ Motion and Photocell Sensor (8-24' MH) ^{2,6} IMSBT2L - Integral Bluetooth™ Motion and Photocell Sensor (25-40' MH) ^{2,6} Button Type Photocells PC1120 - 120V PC1208-277 - 208 -277V PC1347 - 347V	BRZ - Bronze BLK - Black GPT - Graphite MSV - Metallic Silver PLP - Platinum Plus GRN - Green WHT - White	(Blank) - None IH - Integral Half Shield IL - Integral Louver	



Need more information?
Click here for our glossary

Have additional questions?
Call us at (800) 436-7800



Accessory Ordering Information⁴

CONTROLS ACCESSORIES	
Description	Order Number
Twist Lock Photocell (120V) for use with CR7P ⁷	122514
Twist Lock Photocell (208-277V) for use with CR7P ⁷	122515
Twist Lock Photocell (347V) for use with CR7P ⁷	122516
Twist Lock Photocell (480V) for use with CR7P ⁷	1225180
Airlink Synapse 7 Pin Twist Lock Controller 120V-277V ⁷	661410
Airlink Synapse 7 Pin Twist Lock Controller 347V-480V ⁷	688003CLR
AirLink Synapse Central Base Station	689905CLR
AirLink Synapse 12 month subscription to the Base Lighting Management Software Package	LM-BASE
AirLink Synapse Dynamic Behaviors Software	771597
Shorting Cap for use with CR7P ⁷	14932

MOUNTING ACCESSORIES ⁸	
Description	Order Number
Round Pole Adapter (3" Round/Tapered Poles)	408273CLR
Round Pole Adapter (4" Round Poles)	379967CLR
Round Pole Adapter (5" Round Poles)	379968CLR
B5 to B3 Adapter	800686BLK

FUSING OPTIONS ⁵	
Description	Order Number
Single Fusing (120V)	See Fusing Accessory Guide
Single Fusing (277V)	
Double Fusing (208V, 240V)	
Double Fusing (480V)	
Double Fusing (347V)	








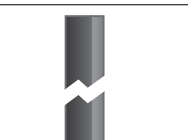
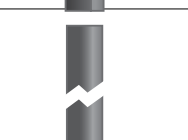
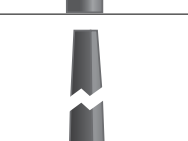






EXTERNAL SHIELDING OPTIONS	
3" External Shield	See Shielding Guide
6" External Shield	Guide

1. Custom lumen and wattage packages available, consult factory. Values are within industry standard tolerances but not DLC listed.
 2. Sensors are field configurable via the LSI app that can be downloaded from your smartphone's native app store. See controls section for details.
 3. Control device or shorting cap must be ordered separately. See accessory ordering information.
 4. Accessories are shipped separately and field installed.

5. Fusing must be located in hand hole of pole. See [Fusing Accessory Guide](#) for compatibility
 6. ALSC, ALB, and IMSBT not available with 55L lumen package when 347-480V is specified.
 7. Factory installed CR7P option required. See Options..



ACCESSORIES

MOUNTING ACCESSORIES		SHIELDING, POLES & MISC. ACCESSORIES		
Side Arm	Universal Mounting Bracket Mounts to ≥ 3" square or round (tapered/straight) poles with (2) mounting hole spaces between 3.5" to 5" Part Number: BKA UMB CLR		Shielding Integral Louver Field Install Integral Louver provides maximum backlight control by shielding each individual row of LEDs Part Number: 686485 	
	Quick Mount Plate True one person installation to existing/new construction poles with hole spaces between 2.4 to 4.6" Part Number: BKS PQM B3B5 XX CLR			Integral Half Louver Field Install Integral Half Louver provides great backlight control without impacting front side distribution. Part Number: 743416 
	15° Tilt Quick Mount Plate True one person installation to existing/new construction poles with hole spaces between 2.4 to 4.6" Part Number: BKS PQ15 B3B5 XX CLR			External Shield External shield blocks view of light source from anyside of luminaire, additional shielding configurations available Part Number: 785970BLK (3") / 785962BLK (6") 
	B5 to B3 Retrofit Adapter Bracket Allows to seamlessly integrate LSI Luminaires from B5 drill pattern to more modern and smaller B3 pattern. Part Number: BKA B5B3 CLR		Poles Square Poles 14 - 39' steel and aluminum poles in 4", 5" and 6" sizes for retrofit and new construction Part Number: 4SQ/5SQ/6SQ  Round Poles 10 - 30' steel and aluminum poles in 4" and 5" sizes for retrofit and new construction Part Number: 4RP/5RP  Tapered Poles 20' - 39' steel and aluminum poles for retrofit and new construction Part Number: RTP 	
	Adjustable Slipfitter Mounts onto a 2" (51mm) IP, 2.375" (60mm) O.D. tenon and provides 180° of tilt (max 45° above horizontal) Part Number: BKA ASF CLR			
Square Tenon Top Mounts onto a 2" (51mm) IP, 2.375" (60mm) O.D. tenon and allows for mounting up to 4 luminaires Part Number: BKA XNM *				
Tenon / Slipfitter	Square Internal Slipfitter Mounts inside 4" or 5" square pole and allows for mounting up to 4 luminaires Part Number: BKA X_ISF * CLR		Misc. Bird Spikes 10' linear bird spike (3' recommended per luminaire) silicone adhesive (covers approximately 25' linear fee of bird spike) and application tool Spike Part Number: 751631 Adhesive Part Number: 751632 Caulk Gun Part Number: 751636 	
	Wall Mount Bracket Mounts onto vertical wall surface (hardware/anchors not included) Part Number: BKS XBO WM CLR		Replace CLR with paint finish description Replace XX with SQ for square pole or RD for round pole (≥3" OD) Replace * with S (Single), D180 (Double @180°), D90 (Double @90°), T90 (Triple), Q90 (Quad) Replace _ with 4 (4" square pole) or 5 (5" square pole)	
Wood Pole Bracket Mounts onto wooden poles (6" minimum OD, hardware/anchors not included) Part Number: BKS XBO WP CLR				

Zone Slice Outdoor Sports Light

Type : _____

 Have questions? Call us at (800) 436-7800

PERFORMANCE

[Back to Quick Links](#)

Delivered Lumens*												
Lumen Package	Distribution	CRI	3000K CCT			4000K CCT			5000K CCT			Wattage
			Delivered Lumens	Efficacy	BUG Rating	Delivered Lumens	Efficacy	BUG Rating	Delivered Lumens	Efficacy	BUG Rating	
30L	CT		31892	137	B4-U0-G3	32543	140	B4-U0-G3	32543	140	B4-U0-G3	232
	FT		31283	135	B4-U0-G4	31921	138	B4-U0-G4	31921	138	B4-U0-G4	
	4		30609	144	B3-U0-G5	32079	151	B3-U0-G5	32066	151	B3-U0-G5	
	LC/RC		30430	143	B3-U0-G5	31891	150	B3-U0-G5	31891	150	B3-U0-G5	
36L	CT		37774	132	B4-U0-G3	38545	135	B4-U0-G3	38545	135	B4-U0-G3	286
	FT		37052	130	B4-U0-G4	37808	132	B4-U0-G4	37808	132	B4-U0-G4	
	4		35414	139	B3-U0-G5	37114	146	B3-U0-G5	37099	145	B3-U0-G5	
	LC/RC		35207	138	B3-U0-G5	36897	145	B3-U0-G5	36897	145	B3-U0-G5	
42L	CT		43696	124	B4-U0-G3	44588	127	B4-U0-G3	44588	127	B4-U0-G3	352
	FT		42863	122	B4-U0-G5	43737	124	B4-U0-G5	43737	124	B4-U0-G5	
	4		41518	132	B3-U0-G5	43511	139	B4-U0-G5	43494	139	B4-U0-G5	
	LC/RC		41275	131	B3-U0-G5	43256	137	B3-U0-G5	43256	137	B3-U0-G5	
48L	CT	47134	116	B4-U0-G3	48096	119	B4-U0-G3	48096	119	B4-U0-G3	401	
	FT	46235	114	B4-U0-G5	47178	116	B4-U0-G5	47178	116	B4-U0-G5		
	4	45996	125	B4-U0-G5	48204	131	B4-U0-G5	48186	131	B4-U0-G5		
	LC/RC	45726	125	B4-U0-G5	47921	131	B4-U0-G5	47921	131	B4-U0-G5		
55L	CT	51577	118	B4-U0-G3	53546	123	B4-U0-G3	53470	122	B4-U0-G3	437	
	FT	51596	118	B4-U0-G5	53566	122	B4-U0-G5	43490	122	B4-U0-G5		
	4	50544	116	B4-U0-G5	52970	121	B4-U0-G5	52950	121	B4-U0-G5		
	LC/RC	50247	116	B4-U0-G5	52659	121	B4-U0-G5	52659	121	B4-U0-G5		

*LEDs are frequently updated therefore values are nominal

ELECTRICAL DATA (AMPS)*						
Lumens	120V	208V	240V	277V	347V	480V
30L	1.93	1.12	0.97	0.84	0.67	0.48
36L	2.38	1.38	1.19	1.03	0.82	0.6
42L	2.93	1.69	1.47	1.27	1.01	0.73
48L	3.4	1.9	1.7	1.5	1.2	0.8
55L	3.64	2.10	1.82	1.58	1.26	0.91

*Electrical data at 25°C (77°F). Actual wattage may differ by +/-10%

RECOMMENDED LUMEN MAINTENANCE ¹ (24-48L)					
C	0 hrs. ²	25 hrs. ²	50 hrs. ²	75 hrs. ³	100 hrs. ³
0 C - 25 C	100%	95%	89%	84%	79%
40 C	100%	94%	87%	80%	74%

RECOMMENDED LUMEN MAINTENANCE ¹ (55L)					
C	0 hrs. ²	25 hrs. ²	50 hrs. ²	75 hrs. ³	100 hrs. ³
0 C - 25 C	100%	91%	82%	74%	67%
30 C	100%	90%	81%	72%	64%

- Lumen maintenance values at 25C are calculated per TM-21 based on LM-80 data and in-situ testing.
- In accordance with IESNA TM-21-11, Projected Values represent interpolated value based on time durations that are within six times the IESNA LM-80-08 total test duration for the device under testing.
- In accordance with IESNA TM-21-11, Calculated Values represent time durations that exceed six times the IESNA LM-80-08 total test duration for the device under testing.

Zone Slice Outdoor Sports Light

Type : _____

 Have questions? Call us at (800) 436-7800

PHOTOMETRICS

[Back to Quick Links](#)

Luminaire photometry has been conducted by a NVLAP accredited testing laboratory in accordance with IESNA LM-79-08. As specified by IESNA LM-79-08 the entire luminaire is tested as the source resulting in a luminaire efficiency of 100%.

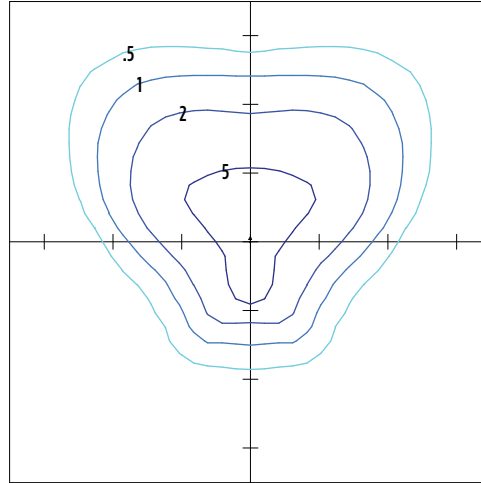
See the individual product page on <https://www.lsicorp.com/> for detailed photometric data.

ZNX-30L-FT-UNV-40K

Luminaire Data	
Type FT Distribution	
Description	5,000 Kelvin, 70 CRI
Delivered Lumens	13,039
Watts	84.7
Efficacy	154
IES Type	Type VS - Very Short
BUG Rating	B3-U0-G1

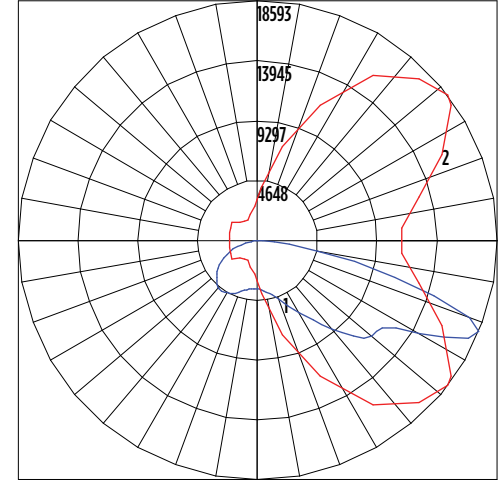
Zonal Lumen Summary		
Zone	Lumens	% Luminaire
Low (0-30°)	3,479.6	26.7%
Medium (30-60°)	7,109.8	54.5%
High (60-80°)	2,334.8	17.9%
Very High (80-90°)	114.4	0.9%
Uplight (90-180°)	0.0	0.0%
Total Flux	13,038.6	100%

ISO Footcandle



25' Mounting Height / 25' Grid Spacing
 5 FC 2 FC 1 FC 0.5 FC

Polar Curve



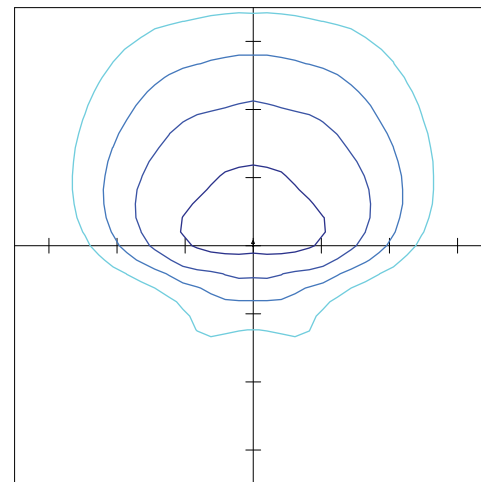
Vertical Plane Horizontal Cone

ZNX-30L-SIL-4-40-70CRI

Luminaire Data	
Type 4 Distribution	
Description	4000 Kelvin, 70 CRI
Delivered Lumens	32,079
Watts	213
Efficacy	150
IES Type	Type IV - Very Short
BUG Rating	B3-U0-G3

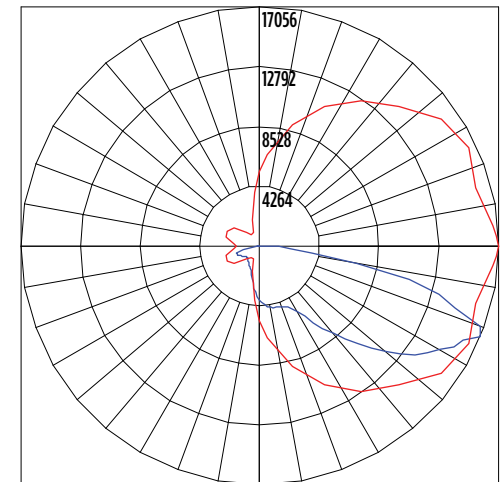
Zonal Lumen Summary		
Zone	Lumens	% Luminaire
Low (0-30°)	3,429	11%
Medium (30-60°)	14,044	44%
High (60-80°)	13,233	41%
Very High (80-90°)	1,373	4%
Uplight (90-180°)	0	0%
Total Flux	32,079	100%

ISO Footcandle



25' Mounting Height / 25' Grid Spacing
 5 FC 2 FC 1 FC 0.5 FC

Polar Curve



Vertical Plane Horizontal Cone

Zone Slice Outdoor Sports Light

Type : _____

 Have questions? Call us at (800) 436-7800

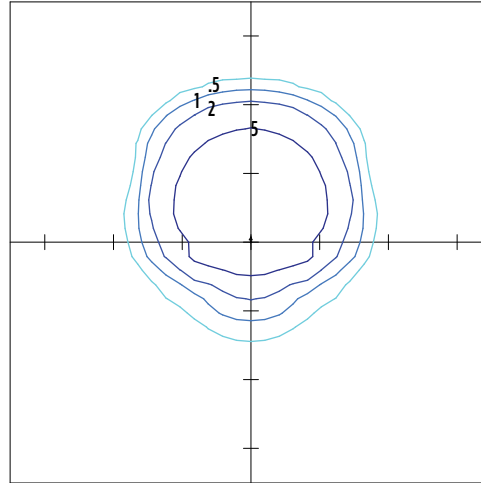
PHOTOMETRICS

ZNX-30L-CT-UNV-40

Luminaire Data	
Type AM Distribution	
Description	4000 Kelvin, 70 CRI
Delivered Lumens	32,543
Watts	232
Efficacy	140
IES Type	Type III - Very Short
BUG Rating	B4-U0-G3

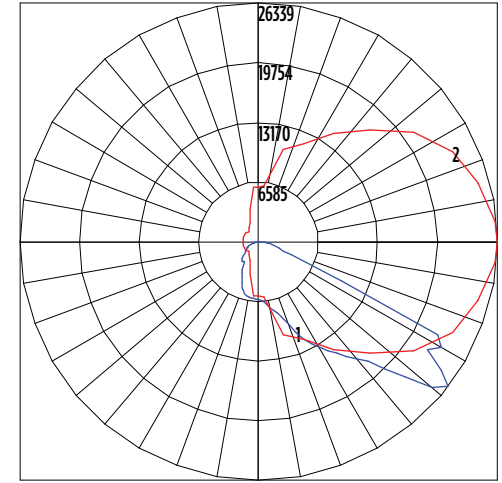
Zonal Lumen Summary		
Zone	Lumens	% Luminaire
Low (0-30°)	6390	9%
Medium (30-60°)	20951	43%
High (60-80°)	4838	48%
Very High (80-90°)	365	1%
Uplight (90-180°)	0	0%
Total Flux	32543	100%

ISO Footcandle



25' Mounting Height / 25' Grid Spacing
 ■ 5 FC ■ 2 FC ■ 1 FC ■ 0.5 FC

Polar Curve



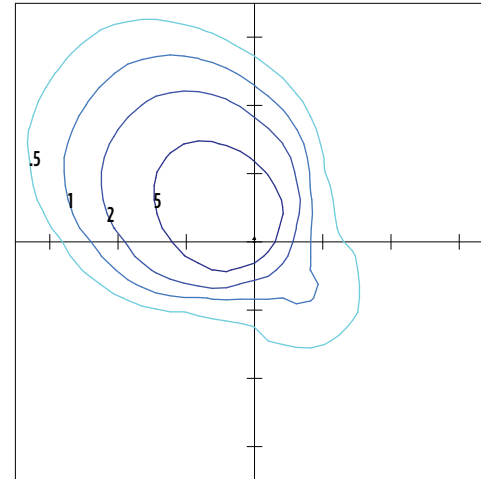
■ Vertical Plane ■ Horizontal Cone

ZNX-30L-SIL-LC-40-70CRI

Luminaire Data	
Type LC Distribution	
Description	4000 Kelvin, 70 CRI
Delivered Lumens	31,891
Watts	213
Efficacy	150
IES Type	N/A
BUG Rating	B3-U0-G5

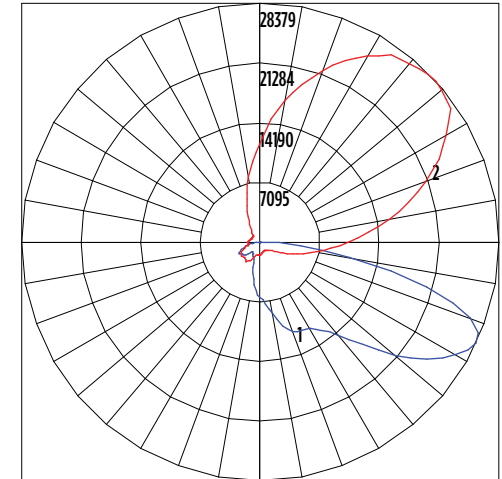
Zonal Lumen Summary		
Zone	Lumens	% Luminaire
Low (0-30°)	4965	16%
Medium (30-60°)	14179	44%
High (60-80°)	11730	37%
Very High (80-90°)	1018	3%
Uplight (90-180°)	0	0%
Total Flux	31891	100%

ISO Footcandle



25' Mounting Height / 25' Grid Spacing
 ■ 5 FC ■ 2 FC ■ 1 FC ■ 0.5 FC

Polar Curve



■ Vertical Plane ■ Horizontal Cone

Zone Slice Outdoor Sports Light

Type : _____

Have questions? Call us at (800) 436-7800

PHOTOMETRICS

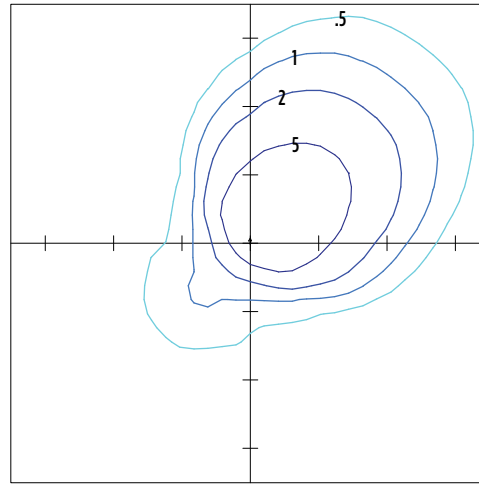
[Back to Quick Links](#)

ZNX-30L-SIL-RC-40-70CRI

Luminaire Data	
Type RC Distribution	
Description	4000 Kelvin, 70 CRI
Delivered Lumens	31,890
Watts	213
Efficacy	150
IES Type	N/A
BUG Rating	B3-U0-G5

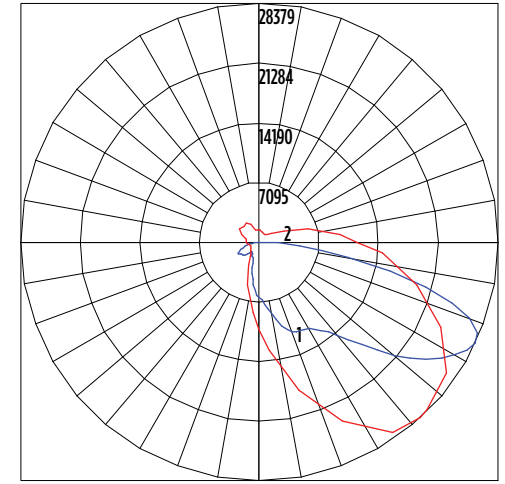
Zonal Lumen Summary		
Zone	Lumens	% Luminaire
Low (0-30°)	4964	16%
Medium (30-60°)	14178	44%
High (60-80°)	11730	37%
Very High (80-90°)	1018	3%
Uplight (90-180°)	0	0%
Total Flux	31890	100%

ISO Footcandle



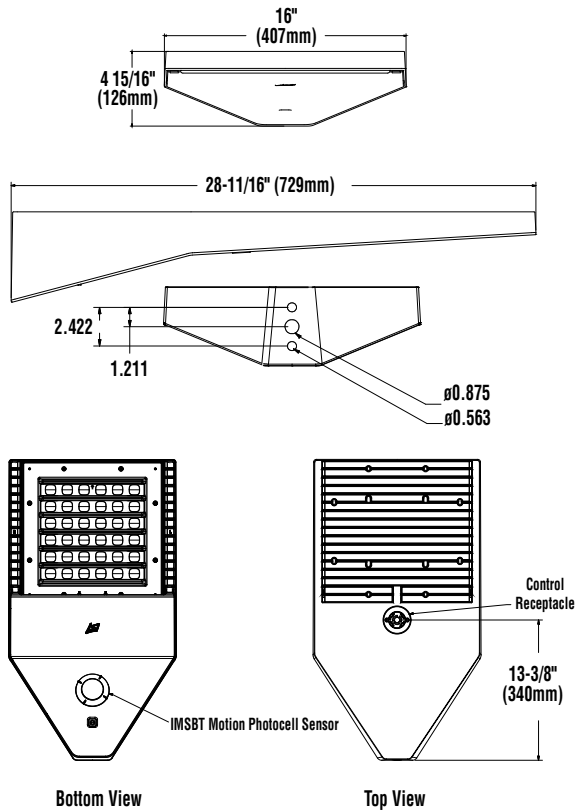
25' Mounting Height / 25' Grid Spacing
 5 FC 2 FC 1 FC 0.5 FC

Polar Curve



Vertical Plane Horizontal Cone

PRODUCT DIMENSIONS



Luminaire EPA Chart					
Tilt Degree		0°	15°	30°	45°
	Single	0.5	1.2	2.1	2.6
	D180°	1.1	1.3	2.1	2.6
	D90°	0.9	1.8	2.5	3.1
	T90°	1.2	2.3	2.9	3.6
	TN120°	1.3	3.0	4.4	5.4
	Q90°	1.2	2.3	2.9	3.6

CONTROLS

[Back to Quick Links](#)

Integral Bluetooth™ Motion and Photocell Sensor (IMSBTxL)

Slim low profile sensor provides multi-level control based on motion and/or daylight. Sensor controls 0-10 VDC LED drivers and is IP66 rated for cold and wet locations (-40°F to 167°F). Two unique PIR lenses are available and used based on fixture mounting height. All control parameters are adjustable via an iOS or Android App capable of storing and transmitting sensor profiles.

[Click here to learn more details about IMSBT](#)



LEVITON App



Apple



Android

AirLink Blue (ALBCSx)

Wireless Bluetooth Mesh Outdoor Lighting Control System that provides energy savings, code compliance and enhanced safety/security for parking lots and parking garages. Three key components; Bluetooth wireless radio/sensor controller, Time Keeper and an iOS App. Capable of grouping multiple fixtures and sensors as well as scheduling time-based events by zone. Radio/Sensor Controller is factory integrated into Area/ Site, Wall Mounted, Parking Garage and Canopy luminaires.

[Click here to learn more details about AirLink Blue](#)



AirLink Blue App



Apple

Sensor Sequence of Operations

Standard Programming	On Event	Off Event	On Light Level	Dim Light Level	Daylight Harvesting	Delay To Off	Sensitivity
OMSBTxL/IMSBTxL	Motion	No Motion	100%	N/A	On; Auto Calibration	20 minutes	High
OMS	Motion	No Motion	N/A	N/A	N/A	30 seconds	Auto

Operation	Description
On Event	Trigger that activates lights to turn on; either automatic via motion detected or manually activated via push of button.
Off Event	Trigger that activates lights to turn off; either automatic via no motion detected or manually activated via push of button.
On Light Level	The light level that the fixtures will turn on to when ON EVENT occurs.
Dim Light Level	The light level that the fixtures will dim down to when no motion is detected.
Delay to Dim	The amount of time after which no motion is detected that the fixtures will be triggered to dim down. This sequence is optional, and sensor can be programmed to only trigger the fixture to turn off by entering 100% in this field.
Delay to Off	The amount of time after which no motion is detected that the fixtures will be triggered to turn off. If delay to dim is part of the programmed functionality, this is the amount of time after which no motion is detected after the fixture have already dimmed down.
Sensitivity	The sensitivity can be set to high, medium, low, or auto where applicable. High will detect smaller, simple motions. Low will only detect larger more complex motions. Auto temperature calibration adjusts the PIR sensitivity as ambient temperature rises to increase detection of heat movement through the field of view.