



Traditional Wall Light (TLWP)

Large



OVERVIEW

Lumen Package (lm)	5,000 -11,000
Wattage Range (W)	38 - 78
Efficacy Range (LPW)	117 - 135
Weight lbs (kg)	9.25 (4.2)

QUICK LINKS

FEATURES & SPECIFICATIONS

Construction

- Rugged traditional aluminum die cast housing provides proven environmental protection for LED modules.
- Traditional fixture design provides a familiar look and standard installation requirements.
- Retaining this look allows the ability to upgrade fixtures gradually, while retaining the same overall fixture appearance throughout a facility.
- Patent pending thermal stacking technology system features a unique internal design that allows for lower operating temperatures which results in a brighter, whiter light, more stable color and longer LED and driver life.
- LEDs manufactured for the TLWP series utilize Epoxy Guard conformal coating which reduces the chance of board corrosion.
- Weight: 9.25 lbs in carton.

Optical System

- Borosilicate glass lens.
- Lens assembly is designed to provide high efficiency and to target the light where needed to satisfy outdoor lighting requirements.
- Positioning of the LEDs result in the light being directed to desired locations eliminating glare and offensive light.
- Available in 5000K, 4000K and 3000K color temperatures per ANSI C78.377.
- Minimum CRI of 80.

Electrical

- High-performance driver features overvoltage, under-voltage, short-circuit and over temperature protection.
- 0-10V dimming (10% - 100%) standard.
- Standard Universal Voltage (120-277 VAC) Input 50/60 Hz or optional High Voltage (347-480 Vac)
- Total harmonic distortion: <20%
- Operating temperature: -40°C to +40°C (-40°F to +104°F).
- Power factor: >0.90
- Components are fully encased in potting material for moisture resistance. Driver complies with FCC standards. Driver and key electronic components can easily be accessed.
- Minimum 4kV surge rating
- Optional 120v-277v integral emergency battery pack is available to meet critical life safety lighting requirements. The 90-minute batteries provide constant power to the LED system, ensuring code compliance. A test switch/indicator button is installed on the housing for ease of maintenance. Provides -1,500 lumens of emergency illumination.

Controls

- Optional factory installed electronic button photocontrol (apertures for field install).

Installation

- Fixture retains the same knock-out sizes and positions as previous models, reducing wiring costs.

Warranty

- LSI luminaires carry a 5-year limited warranty. Refer to <https://www.lsicorp.com/resources/terms-conditions-warranty/> for more information.
- 1 Year warranty on optional button photocell.
- 1 Year warranty on optional Battery Back Up. Test regularly in accordance with local codes.

Listings

- Listed to UL 1598 and UL 8750.
- CSA Listed.
- Meets Buy American Act requirements.
- RoHS Compliant.
- Suitable for wet locations.
- DesignLights Consortium® (DLC) Premium qualified product. Not all versions of this product may be DLC Premium qualified. Please check the DLC Qualified Products List at www.designlights.org/QPL to confirm which versions are qualified.

Traditional Wall Light (TLWP) Large

Type: _____

 **Have questions?** Call us at (800) 436-7800

ORDERING GUIDE

TYPICAL ORDER EXAMPLE: TLWP 7L UNV 40 CWBB BZA PCI120							
Prefix	Lumen Package	Voltage	Dimming	Color Temperature	Options	Finish	Controls
TLWP LED - Traditional Wall Light Large	5L - 5,000 Lumens 7L - 7,000 Lumens 11L - 11,000 Lumens	UNV - Universal Voltage (120-277V) HV - 347-480V	DIM - 0-10V Dimming	50 - 5,000K CCT - 80 CRI 40 - 4,000K CCT - 80 CRI 30 - 3,000K CCT - 80 CRI	CWBB - Cold Weather Battery Backup (120-277V Only)	BZA - Bronze BLK - Black SLV - Silver WHT - White	PCI120 - 120V Button Photocell PCI208-277 - 208-277V Button Photocell



Need more information?
[Click here for our glossary.](#)

Have additional questions?
Call us at (800) 436-7800



PERFORMANCE

Delivered Lumens											
Lumen Package	CRI	3000K			4000K			5000K			Wattage
		Delivered Lumens	Efficacy	BUG Rating	Delivered Lumens	Efficacy	BUG Rating	Delivered Lumens	Efficacy	BUG Rating	
5L	80	4900	128	B1-U4-G3	5036	132	B1-U4-G3	5071	132	B1-U4-G3	38
7L		7051	117	B1-U5-G4	7229	121	B1-U5-G4	7349	122	B1-U5-G4	60
11L		10500	135	B1-U5-G5	10500	135	B2-U5-G5	10520	135	B2-U5-G5	78

Electrical Data*						
Lumen Package	120V	208V	240V	277V	347V	480V
5L	0.32	0.18	0.16	0.14	0.11	0.08
7L	0.50	0.29	0.25	0.22	0.17	0.13
11L	0.65	0.37	0.32	0.28	0.22	0.16

*Electrical data at 25C (77F). Actual wattage may differ by +/-10%.

DLC Listings*			
Lumens	3000K	4000K	5000K
	DLC Prod. ID	DLC Prod. ID	DLC Prod. ID
5L	PF6CGY8T	PVLA4PI8	P1JVJASQ
7L	n/a	n/a	n/a
11L	n/a	PCZI18GQ	PFUF80XL

DesignLights Consortium qualified luminaires, eligible for rebates from DLC member utilities.

Energy Savings					
LED		HID			Annual Savings
Wattage	Annual Cost	Source Wattage	Total Wattage Used	Annual Cost	
38	\$17	150	185	\$100	\$83
38	\$17	175	210	\$112	\$95
60	\$26	250	285	\$150	\$124
78	\$35	400	458	\$226	\$191

Traditional Wall Light (TLWP) Large

Type : _____

 Have questions? Call us at (800) 436-7800

PHOTOMETRICS

Luminaire photometry has been conducted by a NVLAP accredited testing laboratory in accordance with IESNA LM-79-08. As specified by IESNA LM-79-08 the entire luminaire is tested as the source resulting in a luminaire efficiency of 100%.

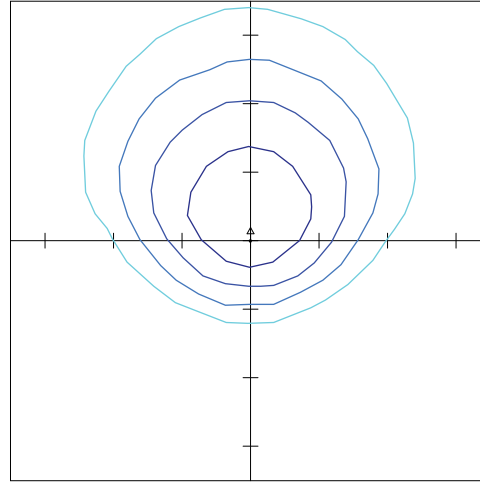
See the individual product page on <https://www.lsicorp.com/> for detailed photometric data.

TLWP 5L UNV 40

Luminaire Data	
Type 4 Distribution	
Description	4000 Kelvin, 70 CRI
Delivered Lumens	7,157
Watts	61
Efficacy	117
IES Type	Type IV - Very Short
BUG Rating	B1-U5-G4

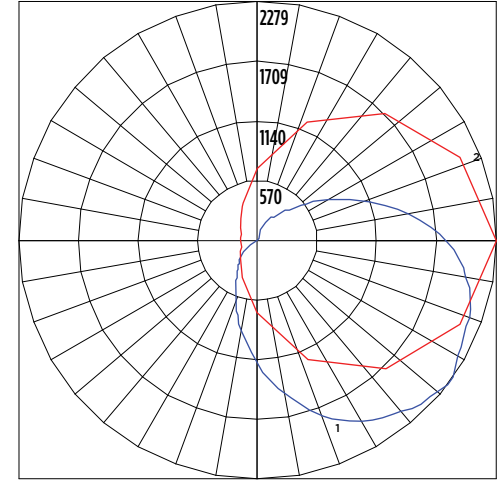
Zonal Lumen Summary		
Zone	Lumens	% Luminaire
Low (0-30°)	949	13%
Medium (30-60°)	2299	32%
High (60-80°)	1596	22%
Very High (80-90°)	677	9%
Uplight (90-180°)	1636	23%
Total Flux	7157	100%

ISO Footcandle



10' Mounting Height / 10' Grid Spacing
 5 FC
 2 FC
 1 FC
 0.5 FC

Polar Curve



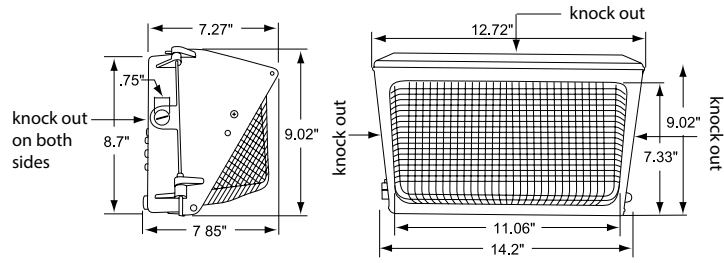
Vertical Plane
 Horizontal Cone

Traditional Wall Light (TLWP) Large

Type: _____

 Have questions? Call us at (800) 436-7800

PRODUCT DIMENSIONS



Mounting Detail

Wall Mount

