



Mirada Medium (MRM)

Outdoor LED Area Light



IP66 IK08



OVERVIEW

Lumen Package	7,000 - 55,000
Wattage Range	48 - 438
Efficacy Range (LPW)	115 - 162
Weight lbs(kg)	30 (13.6)
Control Options	IMSBT, ALB, ALS, 7-Pin, PCI

QUICK LINKS

[Ordering Guide](#)
[Performance](#)
[Photometrics](#)
[Dimensions](#)

FEATURES & SPECIFICATIONS

Construction

- Rugged die-cast aluminum housing contains factory prewired driver and optical unit. Cast aluminum wiring access door located underneath.
- Designed to mount to square or round poles.
- Fixtures are finished with LSI's DuraGrip® polyester powder coat finishing process. The DuraGrip finish withstands extreme weather changes without cracking or peeling. Other standard LSI finishes available. Consult factory.
- Shipping weight: 37 lbs in carton.

Optical System

- State-of-the-Art one piece silicone optic sheet delivers industry leading optical control with an integrated gasket to provide IP66 rated sealed optical chamber in 1 component.
- Proprietary silicone refractor optics provide exceptional coverage and uniformity in IES Types 2, 3, 4, 5W, FT, FTA, AM, and LC/RC.
- Silicone optical material does not yellow or crack with age and provides a typical light transmittance of 93-95%.
- Zero uplight.
- Available in 5000K, 4000K, and 3000K color temperatures per ANSI C78.377. Also Available in Phosphor Converted Amber with Peak intensity at 610nm.
- Minimum CRI of 70.
- Integral louver (IL) and integral half louver (IH) options available for enhanced backlight control.

Electrical

- High-performance programmable driver features over-voltage, under-voltage, short-circuit and over temperature protection. Custom lumen and wattage packages available.
 - 0-10V dimming (10% - 100%) standard.
 - Standard Universal Voltage (120-277 Vac) Input 50/60 Hz or optional High Voltage (347-480 Vac).
 - L80 Calculated Life: >100k Hours (See Lumen Maintenance chart)
 - Total harmonic distortion: <20%
 - Operating temperature: -40°C to +50°C (-40°F to +122°F). 42L and 48L lumen packages rated to +40°C. 55L lumen package rate to +35°C.
 - Power factor: >.90
 - Input power stays constant over life.
 - Field replaceable 10kV surge protection device meets a minimum Category C Low operation (per ANSI/IEEE C62.41.2).
 - High-efficacy LEDs mounted to metal-core circuit board to maximize heat dissipation
 - Components are fully encased in potting material for moisture resistance. Driver complies with FCC standards. Driver and key electronic components can easily be accessed.
- ### Controls
- Optional integral passive infrared Bluetooth™ motion. Fixtures operate independently and can be commissioned via iOS or Android configuration app
 - LSI's AirLink™ wireless control system options reduce energy and maintenance

costs while optimizing light quality 24/7. (see controls section for more details).

Installation

- Designed to mount to square or round poles.
- A single fastener secures the hinged door, underneath the housing and provides quick & easy access to the electrical compartment.
- Included terminal block accepts up to 12 ga. wire.
- Utilizes LSI's traditional 3" drill pattern B3 for easy fastening of LSI products.

Warranty

- LSI LED Fixtures carry a 5-year warranty.

Listings

- Listed to UL 1598 and UL 8750.
- Meets Buy American Act requirements.
- Dark Sky compliant; with 3000K color temperature selection.
- Title 24 Compliant; see local ordinance for qualification information.
- RoHS compliant
- Suitable for wet Locations.
- IP66 rated Luminaire per IEC 60598.
- 3G rated for ANSI C136.31 high vibration applications are qualified.
- DesignLights Consortium® (DLC) qualified product. Not all versions of this product may be DLC qualified. Please check the DLC Qualified Products List at www.designlights.org/QPL to confirm which versions are qualified.
- Patented Silicone Optics (US Patent NO. 10,816,165 B2)
- IK08 rated luminaire per IEC 66262 mechanical impact code



Mirada Medium Outdoor LED Area Light

Type : _____

 **Have questions?** Call us at (800) 436-7800

ORDERING GUIDE

[Back to Quick Links](#)

TYPICAL ORDER EXAMPLE: MRM LED 36L SIL FTA UNV DIM 50 70CRI ALS04 BRZ IL							
Prefix	Light Source	Lumen Package	Lens	Distribution	Orientation ²	Voltage	Driver
MRM - Mirada Medium Area Light	LED	7L - 7,000 lms, 48W 9L - 9,000 lms, 62W 12L - 12,000 lms, 85W 18L - 18,000 lms, 135W 24L - 24,000 lms, 176W 30L - 30,000 lms, 232W 36L - 36,000 lms, 288W 42L - 42,000 lms, 314W 48L - 48,000 lms, 401W 55L - 55,000 lms, 438W Custom Lumen Packages ¹	SIL - Silicone	2 - Type 2 3 - Type 3 4 - Type 4 5W - Type 5 Wide FT - Forward Throw FTA - Forward Throw Automotive AM - Automotive Merchandise LC - Left Corner RC - Right Corner	(blank) - standard L - Optics rotated left 90° R - Optics rotated right 90°	UNV - Universal Voltage (120-277V) HV - High Voltage (347-480V)	DIM - 0-10V Dimming (0-10%)
Color Temp		Color Rendering	Finish		Options		
50 - 5,000 CCT 40 - 4,000 CCT 30 - 3,000 CCT AMB - Phosphor Converted Amber ⁸		70CRI - 70 CRI	BLK - Black BRZ - Dark Bronze GMG - Gun Metal Gray GPT - Graphite		MSV - Metallic Silver PLP - Platinum Plus SVG - Satin Verde Green WHT - White		(Blank) - None IH - Integral Half Louver (Moderate Spill Light Cutoff) ² IL - Integral Louver (Sharp Spill Light Cutoff) ²

Controls (Choose One)

(Blank) - None

Wireless Controls System

- ALSC** - AirLink Synapse Control System⁹
- ALSCS02** - AirLink Synapse Control System with 12-20' Motion Sensor⁹
- ALSCS04** - AirLink Synapse Control System with 20-40' Motion Sensor⁹
- ALBMR1LR** - AirLink Blue Long Range Wireless Motion & Photo Sensor Controller (8-24' mounting height)^{3,9}
- ALBMR2LR** - AirLink Blue Long Range Wireless Motion & Photo Sensor Controller (25-40' mounting height)^{3,9}

Stand-Alone Controls

- EXT** - 0-10V Dimming leads extended to housing exterior
- CR7P** - 7 Pin Control Receptacle ANSI C136.41⁴
- IMSBT1L** - Integral Bluetooth™ Motion and Photocell Sensor (8-24' MH)^{3,9}
- IMSBT2L** - Integral Bluetooth™ Motion and Photocell Sensor (25-40' MH)^{3,9}

Button Type Photocells

- PC120** - 120V
- PC208-277** - 208 - 277V
- PC347** - 347V



Need more information?
Click here for our glossary

Have additional questions?
Call us at (800) 436-7800



ACCESSORY ORDERING INFORMATION⁵

CONTROLS ACCESSORIES	
Description	Order Number
PC120 Photocell for use with CR7P option (120V) ⁶	122514
PC208-277 Photocell for use with CR7P option (208V, 240V, 277V) ⁶	122515
Twist Lock Photocell (347V) for use with CR7P ⁶	122516
Twist Lock Photocell (480V) for use with CR7P ⁶	1225180
AirLink 5 Pin Twist Lock Controller (120-277V Only) ⁶	661409
AirLink 7 Pin Twist Lock Controller (120-277V Only) ⁶	661410
AirLink 7 Pin Twist Lock Controller (347-480V) ⁶	679948
Shorting Cap for use with CR7P ⁶	149328

FUSING OPTIONS ⁷	
Single Fusing (120V)	See Fusing Accessory Guide
Single Fusing (277V)	
Double Fusing (208V, 240V)	
Double Fusing (480V)	
Double Fusing (347V)	

EXTERNAL SHIELDING OPTIONS	
3" External Shield	See Shielding Guide
6" External Shield	

1. Custom lumen and wattage packages available, consult factory. Values are within industry standard tolerances but not DLC listed.
2. Not available with 5W distribution. IL not available with LC/RC distributions.
3. Motion sensors are field configurable via an app that can be downloaded from your smartphone's native app store. See controls section for more details.
4. Control device or shorting cap must be ordered separately. See Accessory Ordering Information.
















5. Accessories are shipped separately and field installed.
6. Factory installed CR7P option required. See Options.
7. Fusing must be located in hand hole of pole. See Fusing Accessory Guide for compatibility.
8. Only available in 9L, 12L, 18L and 24L Lumen Packages. Consult factory for lead time and availability.
9. Not available with 55L Lumen Package when 347-480V is specified.

Mirada Medium Outdoor LED Area Light

Type : _____

 **Have questions? Call us at (800) 436-7800**

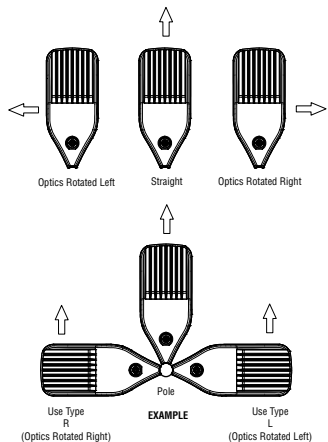
ACCESSORIES

MOUNTING ACCESSORIES		SHIELDING, POLES & MISC. ACCESSORIES		
Side Arm	Universal Mounting Bracket Mounts to $\geq 3"$ square or round (tapered/straight) poles with (2) mounting hole spaces between 3.5" to 5" Part Number: BKA UMB CLR		Shielding Integral Louver Field Install Integral Louver provides maximum backlight control by shielding each individual row of LEDs Part Number: 690981 Integral Half Louver Field Install Integral Half Louver provides great backlight control without impacting front side distribution. Part Number: 743415 External Shield External shield blocks view of light source from anyside of luminaire, additional shielding configurations available Part Number: 783607BLK (3") / 776538BLK (6")	
	Quick Mount Plate True one person installation to existing/new construction poles with hole spaces between 2.4 to 4.6" Part Number: BKS PQM B3B5 XX CLR			
	15° Tilt Quick Mount Plate True one person installation to existing/new construction poles with hole spaces between 2.4 to 4.6" Part Number: BKS PQ15 B3B5 XX CLR			
Tenon / Slipfitter	Adjustable Slipfitter Mounts onto a 2" (51mm) IP, 2.375" (60mm) O.D. tenon and provides 180° of tilt (max 45° above horizontal) Part Number: BKA ASF CLR		Poles Square Poles 14 - 39" steel and aluminum poles in 4", 5" and 6" sizes for retrofit and new construction Part Number: 45Q/55Q/65Q Round Poles 10 - 30" steel and aluminum poles in 4" and 5" sizes for retrofit and new construction Part Number: 4RP/5RP Tapered Poles 20' - 39" steel and aluminum poles for retrofit and new construction Part Number: RTP	
	Square Tenon Top Mounts onto a 2" (51mm) IP, 2.375" (60mm) O.D. tenon and allows for mounting up to 4 luminaires Part Number: BKA XNM *			
	Square Internal Slipfitter Mounts inside 4" or 5" square pole and allows for mounting up to 4 luminaires Part Number: BKA X_ISF * CLR			
Wall Mount/ Wood Pole	Wall Mount Bracket Mounts onto vertical wall surface (hardware/anchors not included) Part Number: BKS XBO WM CLR		Misc. Bird Spikes 10' linear bird spike (3' recommended per luminaire) silicone adhesive (covers approximately 25' linear fee of bird spike) and application tool Spike Part Number: 751631 Adhesive Part Number: 751632 Caulk Gun Part Number: 751636	
	Wood Pole Bracket Mounts onto wooden poles (6" minimum OD, hardware/anchors not included) Part Number: BKS XBO WP CLR			

Replace CLR with paint finish description
 Replace X with: 3
 Replace XX with SQ for square pole or RD for round pole ($\geq 3"$ OD)
 Replace * with S (Single), D180 (Double @180°), D90 (Double @90°), T90 (Triple), Q90 (Quad)
 Replace _ with 4 (4" square pole) or 5 (5" square pole)

OPTICS ROTATION

Top View



ACCESSORIES/OPTIONS

Integral Louver (IL) and House-Side Shield (IH)

Integral louver (IL) and half louver (IH) accessory shields available for improved backlight control without sacrificing street side performance. LSI's Integral Louver (IL) and Integral House-Side Shield (IH) options deliver backlight control that significantly reduces spill light behind the poles for applications with pole locations close to adjacent properties. The design maximizes forward reflected light while reducing glare, maintaining the optical distribution selected, and most importantly eliminating light trespass. Both options rotate

Luminaire Shown with Integral Louver (IL)




Luminaire Shown with IMSBTL Option



7 Pin Photoelectric Control

7-pin ANSI C136.41-2013 control receptacle option available for twist lock photocontrols or wireless control modules. Control accessories sold separately. Dimming leads from the receptacle will be connected to the driver dimming leads (Consult factory for alternate wiring).

Luminaire Shown with CR7P



Mirada Medium Outdoor LED Area Light

Type : _____

 Have questions? Call us at (800) 436-7800

PERFORMANCE

[Back to Quick Links](#)

DELIVERED LUMENS*												
Lumen Package	Distribution	CRI	3000K CCT			4000K CCT			5000K CCT			Wattage
			Delivered Lumens	Efficacy	BUG Rating	Delivered Lumens	Efficacy	BUG Rating	Delivered Lumens	Efficacy	BUG Rating	
9L	2	70	9853	159	B2-U0-G2	9853	159	B2-U0-G2	9853	159	B2-U0-G2	62
	3		9926	160	B2-U0-G2	9926	160	B2-U0-G2	9926	160	B2-U0-G2	
	4		9178	148	B2-U0-G3	9713	157	B2-U0-G3	9498	153	B2-U0-G3	
	5W		9504	153	B3-U0-G2	9504	153	B3-U0-G2	9504	153	B3-U0-G2	
	FT		9856	159	B2-U0-G3	9856	159	B2-U0-G3	9856	159	B2-U0-G3	
	FTA		9900	160	B2-U0-G2	9900	160	B2-U0-G2	9900	160	B2-U0-G2	
	AM		10019	162	B2-U0-G1	10019	162	B2-U0-G1	10019	162	B2-U0-G1	
	LC/RC		9008	145	B2-U0-G3	9533	154	B2-U0-G3	9321	150	B2-U0-G3	
12L	2	70	13135	155	B3-U0-G2	13135	155	B3-U0-G2	13135	155	B3-U0-G2	85
	3		13232	156	B2-U0-G2	13232	156	B2-U0-G2	13232	156	B2-U0-G2	
	4		12223	144	B2-U0-G3	12935	152	B2-U0-G4	12648	149	B2-U0-G4	
	5W		12669	149	B4-U0-G2	12669	149	B4-U0-G2	12669	149	B4-U0-G2	
	FT		13138	155	B2-U0-G3	13138	155	B2-U0-G3	13138	155	B2-U0-G3	
	FTA		13196	155	B2-U0-G2	13196	155	B2-U0-G2	13196	155	B2-U0-G2	
	AM		13355	157	B2-U0-G2	13355	157	B2-U0-G2	13355	157	B2-U0-G2	
	LC/RC		11996	141	B2-U0-G3	12695	149	B2-U0-G3	12414	146	B2-U0-G3	
18L	2	70	19318	143	B3-U0-G3	19318	143	B3-U0-G3	19318	143	B3-U0-G3	135
	3		19461	144	B3-U0-G3	19461	144	B3-U0-G3	19461	144	B3-U0-G3	
	4		18013	133	B2-U0-G4	19063	141	B3-U0-G5	18640	138	B3-U0-G5	
	5W		18633	138	B4-U0-G2	18633	138	B4-U0-G2	18633	138	B4-U0-G2	
	FT		19324	143	B3-U0-G3	19324	143	B3-U0-G3	19324	143	B3-U0-G3	
	FTA		19408	144	B3-U0-G3	19408	144	B3-U0-G3	19408	144	B3-U0-G3	
	AM		19641	145	B3-U0-G2	19641	145	B3-U0-G2	19641	145	B3-U0-G2	
	LC/RC		17679	131	B2-U0-G3	18710	139	B2-U0-G3	18295	136	B2-U0-G3	
24L	2	70	24142	147	B4-U0-G3	25957	147	B4-U0-G3	25957	147	B4-U0-G3	176
	3		25001	149	B3-U0-G3	26149	149	B3-U0-G3	26149	149	B3-U0-G3	
	4		24396	152	B3-U0-G5	25600	160	B3-U0-G5	25457	159	B3-U0-G5	
	5W		24327	142	B5-U0-G3	25037	142	B5-U0-G3	25037	142	B5-U0-G3	
	FT		24994	148	B3-U0-G3	25964	148	B3-U0-G3	25964	148	B3-U0-G3	
	FTA		24171	148	B3-U0-G3	26077	148	B4-U0-G3	26077	148	B4-U0-G3	
	AM		24939	150	B3-U0-G2	26393	150	B3-U0-G2	26393	150	B3-U0-G2	
	LC/RC		25884	162	B3-U0-G4	25884	162	B3-U0-G4	25310	158	B3-U0-G4	
30L	2	70	30171	140	B4-U0-G3	32417	140	B4-U0-G3	32417	140	B4-U0-G3	232
	3		31243	141	B3-U0-G4	32656	141	B3-U0-G4	32656	141	B3-U0-G4	
	4		30631	144	B3-U0-G5	32141	151	B3-U0-G5	31961	150	B3-U0-G5	
	5W		30402	135	B5-U0-G3	31267	135	B5-U0-G3	31267	135	B5-U0-G3	
	FT		31233	140	B4-U0-G4	32424	140	B4-U0-G4	32424	140	B4-U0-G4	
	FTA		30207	140	B4-U0-G4	32566	140	B4-U0-G4	32566	140	B4-U0-G4	
	AM		3116	142	B4-U0-G3	32960	142	B4-U0-G3	32960	142	B4-U0-G3	
	LC/RC		32498	153	B3-U0-G5	32498	153	B3-U0-G5	31777	149	B3-U0-G5	

*LEDs are frequently updated therefore values are nominal.

Mirada Medium Outdoor LED Area Light

Type : _____

 Have questions? Call us at (800) 436-7800

PERFORMANCE (CONT.)

DELIVERED LUMENS*												
Lumen Package	Distribution	CRI	3000K CCT			4000K CCT			5000K CCT			Wattage
			Delivered Lumens	Efficacy	BUG Rating	Delivered Lumens	Efficacy	BUG Rating	Delivered Lumens	Efficacy	BUG Rating	
36L	2	70	35357	133	B4-U0-G3	38275	133	B4-U0-G3	38275	133	B4-U0-G3	288
	3		36614	134	B4-U0-G4	38557	134	B4-U0-G4	38557	134	B4-U0-G4	
	4		35402	139	B3-U0-G5	37148	146	B4-U0-G5	36940	145	B4-U0-G5	
	5W		35627	128	B5-U0-G4	36917	128	B5-U0-G4	36917	128	B5-U0-G4	
	FT		36602	133	B4-U0-G4	38283	133	B4-U0-G4	38283	133	B4-U0-G4	
	FTA		35399	134	B4-U0-G4	38450	134	B4-U0-G4	38450	134	B4-U0-G4	
	AM		36524	135	B4-U0-G3	38916	135	B4-U0-G3	38916	135	B4-U0-G3	
	LC/RC		37561	147	B3-U0-G5	37561	147	B3-U0-G5	36727	144	B3-U0-G5	
42L	2	70	41035	131	B5-U0-G4	42602	136	B5-U0-G4	42542	135	B5-U0-G4	314
	3		42493	135	B4-U0-G5	44115	140	B4-U0-G5	44053	140	B4-U0-G5	
	4		41453	132	B4-U0-G5	43497	138	B4-U0-G5	43254	138	B4-U0-G5	
	5W		41349	132	B5-U0-G4	42927	134	B5-U0-G4	42866	137	B5-U0-G4	
	FT		42481	135	B4-U0-G4	44103	140	B4-U0-G4	44040	140	B4-U0-G4	
	FTA		41083	131	B4-U0-G4	42652	136	B5-U0-G4	42591	136	B5-U0-G4	
	AM		42389	135	B4-U0-G3	44007	140	B4-U0-G3	43944	140	B4-U0-G3	
	LC/RC		43980	140	B3-U0-G5	43980	140	B3-U0-G5	43004	137	B3-U0-G5	
48L	2	70	45133	123	B5-U0-G4	46856	128	B5-U0-G4	46789	128	B5-U0-G4	401
	3		46737	128	B4-U0-G5	48521	133	B4-U0-G5	48452	132	B4-U0-G5	
	4		46006	126	B4-U0-G5	48275	132	B4-U0-G5	48005	131	B4-U0-G5	
	5W		45478	124	B5-U0-G4	47214	129	B5-U0-G4	47147	129	B5-U0-G4	
	FT		46723	128	B4-U0-G5	48507	133	B4-U0-G5	48438	132	B4-U0-G5	
	FTA		45187	123	B5-U0-G4	46912	128	B5-U0-G4	46845	128	B5-U0-G4	
	AM		4662	127	B4-U0-G3	48402	132	B4-U0-G3	48333	132	B4-U0-G3	
	LC/RC		48811	133	B4-U0-G5	48811	133	B4-U0-G5	47728	130	B4-U0-G5	
55L	2	70	50179	115	B5-U0-G4	52095	119	B5-U0-G4	52021	119	B5-U0-G4	438
	3		51963	119	B4-U0-G5	53947	123	B4-U0-G5	53870	123	B4-U0-G5	
	4		51635	119	B4-U0-G5	54181	125	B4-U0-G5	53878	124	B4-U0-G5	
	5W		50563	115	B5-U0-G4	52493	120	B5-U0-G4	52418	120	B5-U0-G4	
	FT		50539	115	B4-U0-G5	52468	120	B4-U0-G5	52394	120	B4-U0-G5	
	FTA		50239	115	B5-U0-G4	52157	119	B5-U0-G4	52082	119	B5-U0-G4	
	AM		52223	119	B4-U0-G3	54216	124	B4-U0-G3	54139	124	B4-U0-G3	
	LC/RC		54113	124	B4-U0-G5	54113	124	B4-U0-G5	52912	121	B4-U0-G5	

*LEDs are frequently updated therefore values are nominal.

Mirada Medium Outdoor LED Area Light

Type : _____

 Have questions? Call us at (800) 436-7800

PERFORMANCE (CONT.)

ELECTRICAL DATA (AMPS)*						
Lumens	120V	208V	240V	277V	347V	480V
9L	0.52	0.30	0.26	0.22	0.18	0.13
12L	0.71	0.41	0.35	0.31	0.24	0.18
18L	1.13	0.65	0.56	0.49	0.39	0.28
24L	1.33	0.77	0.67	0.58	0.46	0.33
30L	1.78	1.02	0.89	0.77	0.61	0.44
36L	2.12	1.22	1.06	0.92	0.73	0.53
42L	2.62	1.51	1.31	1.13	0.90	0.65
48L	3.05	1.76	1.53	1.32	1.05	0.76
55L	3.65	2.11	1.83	1.58	1.26	0.91

RECOMMENDED LUMEN MAINTENANCE ¹ (0-25°C)					
Ambient	Initial ²	25h ²	50hr ²	75hr ²	100hr ²
9L - 18L	100%	97%	93%	90%	86%
24L - 48L	100%	95%	89%	84%	79%
55L	100%	91%	82%	74%	67%

RECOMMENDED LUMEN MAINTENANCE ¹ (40°C)					
Ambient	Initial ²	25h ²	50hr ²	75hr ²	100hr ²
9L - 18L	100%	97%	92%	88%	84%
24L - 48L	100%	94%	87%	80%	74%

RECOMMENDED LUMEN MAINTENANCE ¹ (50°C)					
Ambient	Initial ²	25h ²	50hr ²	75hr ²	100hr ²
9L - 18L C	100%	96%	91%	87%	83%

*Electrical data at 25°C (77°F). Actual wattage may differ by +/-10%

- Lumen maintenance values at 25C are calculated per TM-21 based on LM-80 data and in-situ testing.
- In accordance with IESNA TM-21-11, Projected Values represent interpolated value based on time durations that are within six times the IESNA LM-80-08 total test duration for the device under testing.
- In accordance with IESNA TM-21-11, Calculated Values represent time durations that exceed six times the IESNA LM-80-08 total test duration for the device under testing.

DELIVERED LUMENS*					
Lumen Package	Distribution	Phosphor Converted Amber (Peak 610nm)			Wattage
		Delivered Lumens	Efficacy	BUG Rating	
9L	2	5848	80	B2-U0-G2	74
	3	6018	82	B1-U0-G2	
	5W	5471	74	B3-U0-G1	
	FT	5801	79	B1-U0-G2	
	FTA	5924	81	B1-U0-G1	
	AM	5995	81	B1-U0-G1	
12L	2	7530	74	B2-U0-G2	102
	3	7749	76	B1-U0-G2	
	5W	7045	69	B3-U0-G2	
	FT	7470	73	B2-U0-G2	
	FTA	7628	75	B2-U0-G2	
	AM	7720	76	B1-U0-G1	
18L	2	9311	69	B2-U0-G2	135
	3	9582	71	B2-U0-G2	
	5W	8712	65	B3-U0-G2	
	FT	9237	68	B2-U0-G2	
	FTA	9433	70	B2-U0-G2	
	AM	9546	71	B2-U0-G1	
24L	2	10955	63	B2-U0-G2	175
	3	11273	64	B2-U0-G2	
	5W	10249	59	B3-U0-G2	
	FT	10867	62	B2-U0-G2	
	FTA	11097	63	B2-U0-G2	
	AM	11230	64	B2-U0-G1	

ELECTRICAL DATA - PHOSPHOR CONVERTED AMBER (AMPS)*						
Lumens	120V	208V	240V	277V	347V	480V
9L	0.62	0.36	0.31	0.27	0.21	0.15
12L	0.85	0.50	0.43	0.38	0.30	0.22
18L	1.13	0.65	0.56	0.49	0.39	0.28
24L	1.47	0.85	0.73	0.64	0.51	0.37

*LEDs are frequently updated therefore values are nominal.

Mirada Medium Outdoor LED Area Light

Type : _____

 Have questions? Call us at (800) 436-7800

PHOTOMETRICS

[Back to Quick Links](#)

Luminaire photometry has been conducted by a NVLAP accredited testing laboratory in accordance with IESNA LM-79-08. As specified by IESNA LM-79-08 the entire luminaire is tested as the source resulting in a luminaire efficiency of 100%.

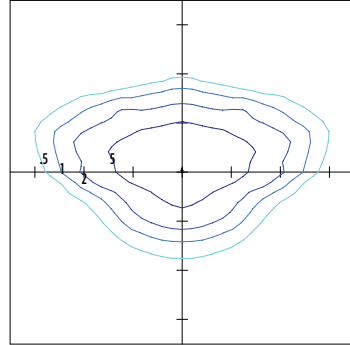
See the individual product page on <https://www.lsicorp.com/> for detailed photometric data.

MRM-LED-30L-SIL-2-40-70CRI

Luminaire Data	
Type 2 Distribution	
Description	4000 Kelvin, 70 CRI
Delivered Lumens	32,416
Watts	232
Efficacy	140
IES Type	Type II - Short
BUG Rating	B4-U0-G3

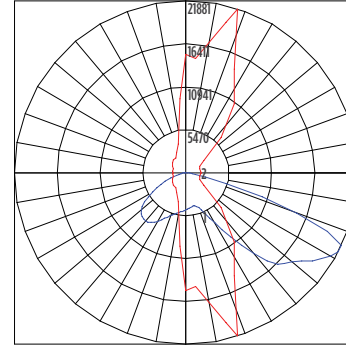
Zonal Lumen Summary		
Zone	Lumens	% Luminaire
Low (0-30°)	4796	15%
Medium (30-60°)	19811	61%
High (60-80°)	7474	23%
Very High (80-90°)	335	1%
Uplight (90-180°)	0	0%
Total Flux	32416	100%

ISO Footcandle



25' Mounting Height / 25' Grid Spacing
 ■ 5 FC ■ 2 FC ■ 1 FC ■ 0.5 FC

Polar Curve



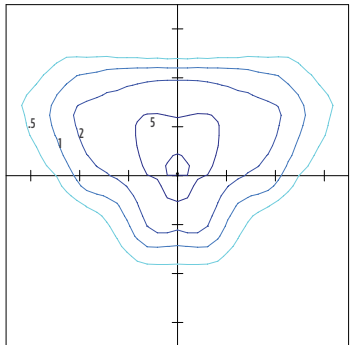
■ Vertical Plane ■ Horizontal Cone

MRM-LED-30L-SIL-3-40-70CRI

Luminaire Data	
Type 3 Distribution	
Description	4000 Kelvin, 70 CRI
Delivered Lumens	32,656
Watts	232
Efficacy	141
IES Type	Type III - Short
BUG Rating	B3-U0-G4

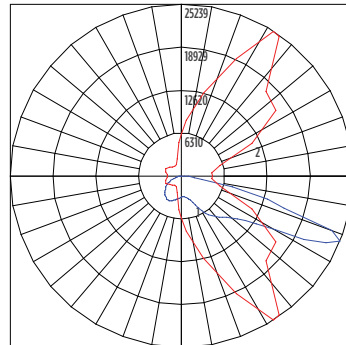
Zonal Lumen Summary		
Zone	Lumens	% Luminaire
Low (0-30°)	3385	10%
Medium (30-60°)	16250	50%
High (60-80°)	12430	38%
Very High (80-90°)	591	2%
Uplight (90-180°)	0	0%
Total Flux	32656	100%

ISO Footcandle



25' Mounting Height / 25' Grid Spacing
 ■ 5 FC ■ 2 FC ■ 1 FC ■ 0.5 FC

Polar Curve



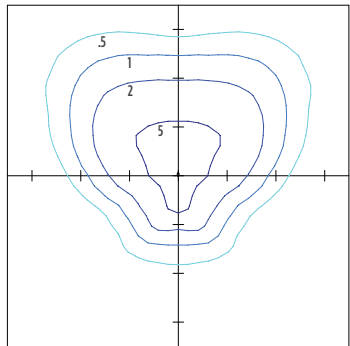
■ Vertical Plane ■ Horizontal Cone

MRM-LED-30L-SIL-FT-40-70CRI

Luminaire Data	
Type FT Distribution	
Description	4000 Kelvin, 70 CRI
Delivered Lumens	32,424
Watts	232
Efficacy	140
IES Type	Type IV - Short
BUG Rating	B3-U0-G4

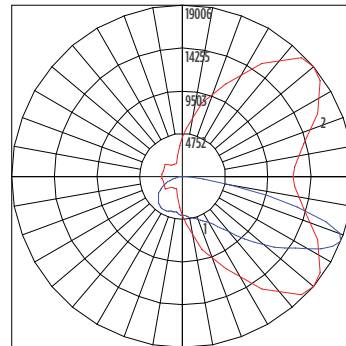
Zonal Lumen Summary		
Zone	Lumens	% Luminaire
Low (0-30°)	3952	12%
Medium (30-60°)	15505	48%
High (60-80°)	12279	38%
Very High (80-90°)	688	2%
Uplight (90-180°)	0	0%
Total Flux	32424	100%

ISO Footcandle



25' Mounting Height / 25' Grid Spacing
 ■ 5 FC ■ 2 FC ■ 1 FC ■ 0.5 FC

Polar Curve



■ Vertical Plane ■ Horizontal Cone

Mirada Medium Outdoor LED Area Light

Type : _____

 Have questions? Call us at (800) 436-7800

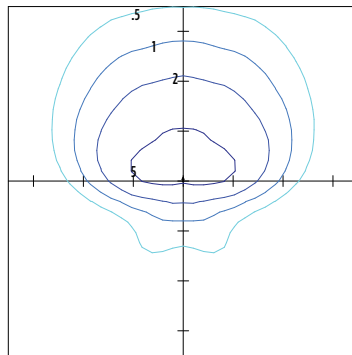
PHOTOMETRICS (CONT)

MRM-LED-30L-SIL-4-40-70CRI

Luminaire Data	
Type 4 Distribution	
Description	4000 Kelvin, 70 CRI
Delivered Lumens	32,141
Watts	213
Efficacy	151
IES Type	Type IV - Very Short
BUG Rating	B3-U0-G5

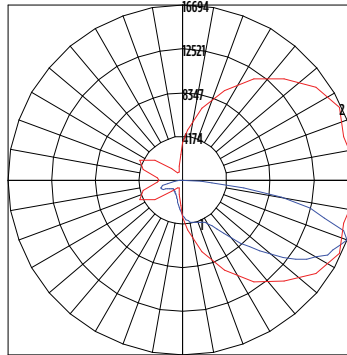
Zonal Lumen Summary		
Zone	Lumens	% Luminaire
Low (0-30°)	3119	10%
Medium (30-60°)	13569	42%
High (60-80°)	13649	42%
Very High (80-90°)	1804	6%
Uplight (90-180°)	0	0%
Total Flux	32141	100%

ISO Footcandle



25' Mounting Height / 25' Grid Spacing
 ■ 5 FC ■ 2 FC ■ 1 FC ■ 0.5 FC

Polar Curve



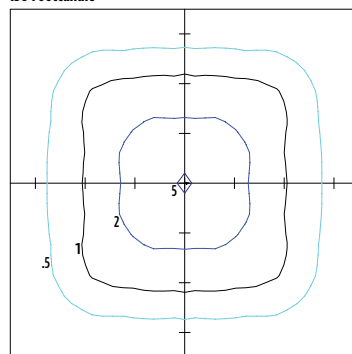
■ Vertical Plane ■ Horizontal Cone

MRM-LED-30L-SIL-5W-40-70CRI

Luminaire Data	
Type 5W Distribution	
Description	4000 Kelvin, 70 CRI
Delivered Lumens	31,267
Watts	232
Efficacy	135
IES Type	Type VS - Short
BUG Rating	B5-U0-G3

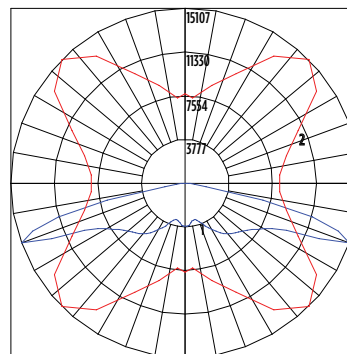
Zonal Lumen Summary		
Zone	Lumens	% Luminaire
Low (0-30°)	3138	10%
Medium (30-60°)	13193	42%
High (60-80°)	14641	47%
Very High (80-90°)	296	1%
Uplight (90-180°)	0	0%
Total Flux	31267	100%

ISO Footcandle



25' Mounting Height / 25' Grid Spacing
 ■ 5 FC ■ 2 FC ■ 1 FC ■ 0.5 FC

Polar Curve



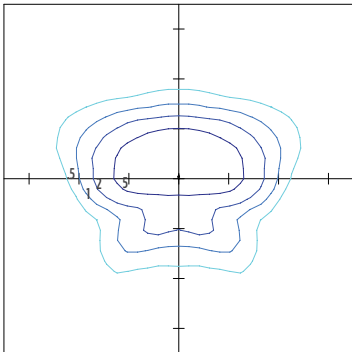
■ Vertical Plane ■ Horizontal Cone

MRM-LED-30L-SIL-FTA-40-70CRI

Luminaire Data	
Type FTA Distribution	
Description	4000 Kelvin, 70 CRI
Delivered Lumens	32,566
Watts	232
Efficacy	140
IES Type	Type VS - Short
BUG Rating	B4-U0-G3

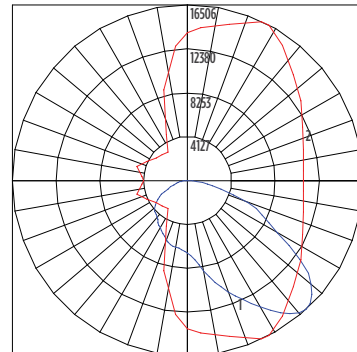
Zonal Lumen Summary		
Zone	Lumens	% Luminaire
Low (0-30°)	6986	21%
Medium (30-60°)	19172	59%
High (60-80°)	5875	18%
Very High (80-90°)	534	2%
Uplight (90-180°)	0	0%
Total Flux	32566	100%

ISO Footcandle



25' Mounting Height / 25' Grid Spacing
 ■ 5 FC ■ 2 FC ■ 1 FC ■ 0.5 FC

Polar Curve



■ Vertical Plane ■ Horizontal Cone

Mirada Medium Outdoor LED Area Light

Type : _____

 Have questions? Call us at (800) 436-7800

PHOTOMETRICS (CONT)

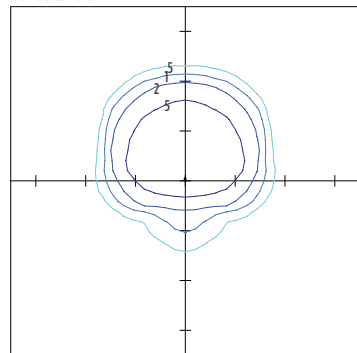
[Back to Quick Links](#)

MRM-LED-30L-SIL-AM-40-70CRI

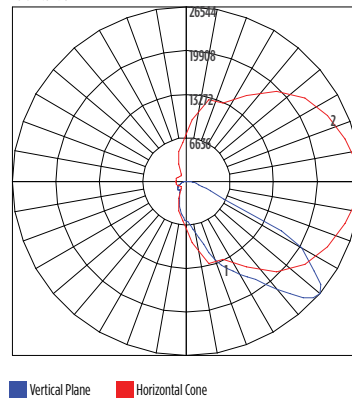
Luminaire Data	
Type AM Distribution	
Description	4000 Kelvin, 70 CRI
Delivered Lumens	32,960
Watts	232
Efficacy	142
IES Type	Type III - Very Short
BUG Rating	B3-U0-G3

Zonal Lumen Summary		
Zone	Lumens	% Luminaire
Low (0-30°)	6363	19%
Medium (30-60°)	22026	67%
High (60-80°)	4192	13%
Very High (80-90°)	379	1%
Uplight (90-180°)	0	0%
Total Flux	32960	100%

ISO Footcandle



Polar Curve

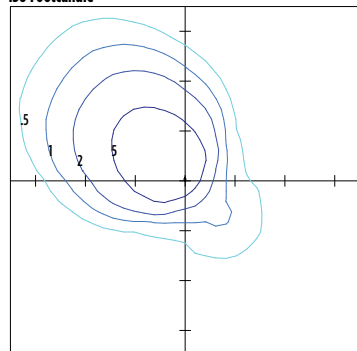


MRM-LED-30L-SIL-LC-40-70CRI

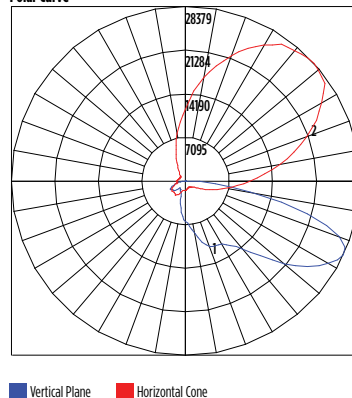
Luminaire Data	
Left Corner Distribution	
Description	4000 Kelvin, 70 CRI
Delivered Lumens	32,498
Watts	213
Efficacy	153
IES Type	N/A
BUG Rating	B3-U0-G5

Zonal Lumen Summary		
Zone	Lumens	% Luminaire
Low (0-30°)	5083	16%
Medium (30-60°)	14808	46%
High (60-80°)	11603	36%
Very High (80-90°)	1005	3%
Uplight (90-180°)	0	0%
Total Flux	32498	100%

ISO Footcandle



Polar Curve

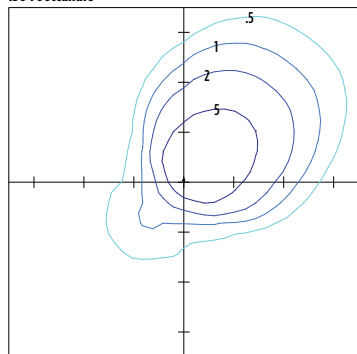


MRM-LED-30L-SIL-RC-40-70CRI

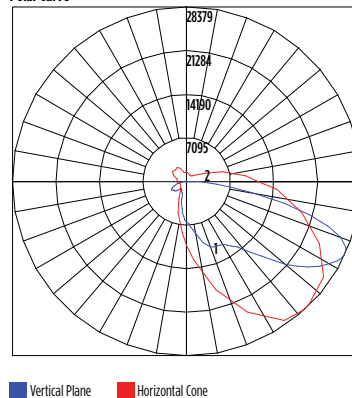
Luminaire Data	
Right Corner Distribution	
Description	4000 Kelvin, 70 CRI
Delivered Lumens	32,498
Watts	213
Efficacy	153
IES Type	N/A
BUG Rating	B3-U0-G5

Zonal Lumen Summary		
Zone	Lumens	% Luminaire
Low (0-30°)	5083	16%
Medium (30-60°)	14808	46%
High (60-80°)	11603	36%
Very High (80-90°)	1005	3%
Uplight (90-180°)	0	0%
Total Flux	32498	100%

ISO Footcandle



Polar Curve

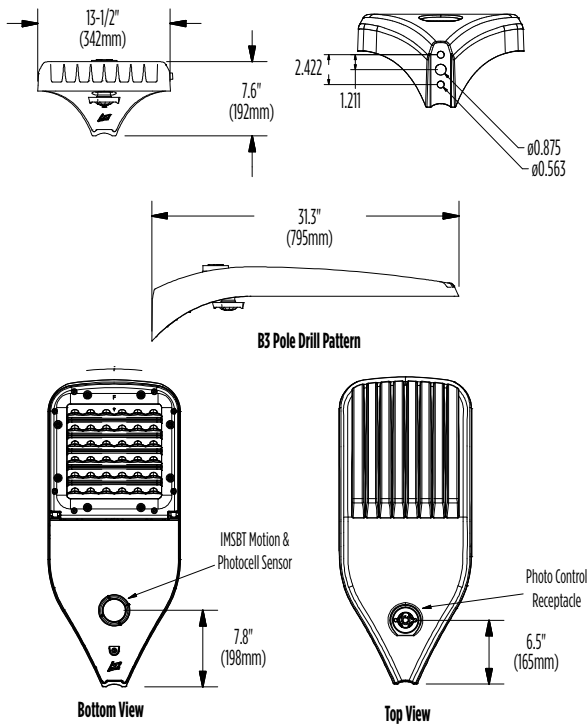








Mirada Medium Outdoor LED Area Light

Type : _____

 **Have questions?** Call us at (800) 436-7800


PRODUCT DIMENSIONS



Luminaire EPA Chart					
Tilt Degree		0°	15°	30°	45°
	Single	0.5	1.0	1.5	1.9
	D180°	1.0	2.0	2.6	3.4
	D90°	0.8	2.0	2.6	3.4
	T90°	1.0	2.2	2.8	3.4
	TN120°	1.0	2.5	3.6	4.4
	O90°	1.0	2.2	2.8	3.4

Mirada Medium Outdoor LED Area Light

Type : _____

 **Have questions?** Call us at (800) 436-7800

CONTROLS

Integral Bluetooth™ Motion and Photocell Sensor (IMSBTxL)

Slim low profile sensor provides multi-level control based on motion and/or daylight. Sensor controls 0-10 VDC LED drivers and is IP66 rated for cold and wet locations (-40°F to 167°F). Two unique PIR lenses are available and used based on fixture mounting height. All control parameters are adjustable via an iOS or Android App capable of storing and transmitting sensor profiles.

[Click here to learn more details about IMSBT](#)



LEVITON App



Apple



Android

AirLink Blue (ALBMRxLR, ALBCSx)

Wireless Bluetooth Mesh Outdoor Lighting Control System that provides energy savings, code compliance and enhanced safety/security for parking lots and parking garages. Three key components; Bluetooth wireless radio/sensor controller, Time Keeper and an iOS App. Capable of grouping multiple fixtures and sensors as well as scheduling time-based events by zone. Radio/Sensor Controller is factory integrated into Area/Site, Wall Mounted, Parking Garage and Canopy luminaires.

[Click here to learn more details about AirLink Blue](#)



AirLink Blue App



Apple

Sensor Sequence of Operations

Standard Programming	On Event	Off Event	On Light Level	Dim Light Level	Daylight Harvesting	Delay To Off	Sensitivity
OMSBTxL/IMSBTxL	Motion	No Motion	100%	N/A	On; Auto Calibration	20 minutes	High
OMS	Motion	No Motion	N/A	N/A	N/A	30 seconds	Auto

Operation	Description
On Event	Trigger that activates lights to turn on; either automatic via motion detected or manually activated via push of button.
Off Event	Trigger that activates lights to turn off; either automatic via no motion detected or manually activated via push of button.
On Light Level	The light level that the fixtures will turn on to when ON EVENT occurs.
Dim Light Level	The light level that the fixtures will dim down to when no motion is detected.
Delay to Dim	The amount of time after which no motion is detected that the fixtures will be triggered to dim down. This sequence is optional, and sensor can be programmed to only trigger the fixture to turn off by entering 100% in this field.
Delay to Off	The amount of time after which no motion is detected that the fixtures will be triggered to turn off. If delay to dim is part of the programmed functionality, this is the amount of time after which no motion is detected after the fixture have already dimmed down.
Sensitivity	The sensitivity can be set to high, medium, low, or auto where applicable. High will detect smaller, simple motions. Low will only detect larger more complex motions. Auto temperature calibration adjusts the PIR sensitivity as ambient temperature rises to increase detection of heat movement through the field of view.