



WIRELESS LIGHTING CONTROL SYSTEM



# AirLink<sup>TM</sup> Blue

Technology Partner **SILVAIR**



Download on the  
App Store



AirLink Blue has it all. It is a simple, feature-rich, wireless Bluetooth Mesh network for outdoor lighting applications. Compatible with many of LSI's most popular outdoor luminaires for new construction and renovation projects.

## Simple as 3, 2, 1....GO!

**3** **Three** components - that's all it takes. AirLink

Blue consists of a wireless Bluetooth Mesh radio motion/photo sensor controller, a time keeper with built in astronomical clock for scheduling events and a smart phone app to manage your controls as needed.

**2** **Two** features make AirLink Blue essentially turnkey.

First, fixture modules are factory installed on each luminaire - eliminating that step on the jobsite. Second, the system is pre-commissioned by LSI prior to shipping - simplifying the start up process on site.

**1** **One** easy way to start up your AirLink Blue

System - just turn it on and you're set to go! If you need to make any changes to your configurations, simply use the intuitive app.

## Completely Loaded with Capabilities

The AirLink Blue system uses a motion/photo sensor controller and schedules to enhance property safety and security, reduce energy costs and comply with applicable regulations.



## Multi-Purpose, Highly Flexible

Ideal for parking lots.



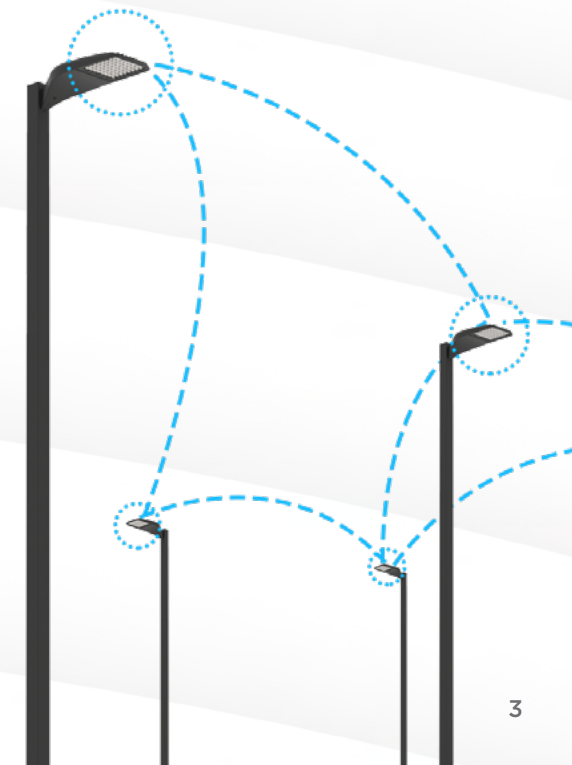

Ideal for gasoline canopies and parking garages.



Luminaires arrive pre-commissioned with unique owner selected programming designed specifically for each site.

With the AirLink Blue app, you can group multiple fixtures into zones that respond as a group to sensors or schedule commands. The system's Bluetooth mesh technology is self-healing and will remain operational, even if a fixture in the zone were to shut down.

The AirLink Blue app is compatible with iOS only devices and can be downloaded from the App Store.





## Three Components, One Exceptional Solution

AirLink Blue's three simple, yet powerful, components make it ideal for its intended applications. And, because each system arrives pre-commissioned from the factory, AirLink Blue is among the easiest systems to specify and install in the marketplace.

1

### Motion Sensor

- Contains Bluetooth Mesh radio with 150 feet range fixture to fixture
- PIR motion sensor with 360° coverage up to 40 ft mounting height
- Photo controller for on/off or high/low operation
- Catalog Number - **ALBCS**



2

### Time Keeper


- Lighting system management via internet
- Schedule time-based and astronomical events by zone
- Password protected with an encrypted operating system
- Mounts indoors to outside facing window
- Range 150 feet maximum to first fixture
- Catalog Number - **ALB TK 120**



3

### AirLink Blue App

- AirLink Blue is factory pre-commissioned with the owners unique requirements specific to each site.
- Mobile app can communicate with fixtures up to 100 feet away.
- Upload schedule and sensor configurations, add/remove devices, manual system control and maintenance.
- Free app compatible with iOS devices.



## AirLink Blue App Set Up

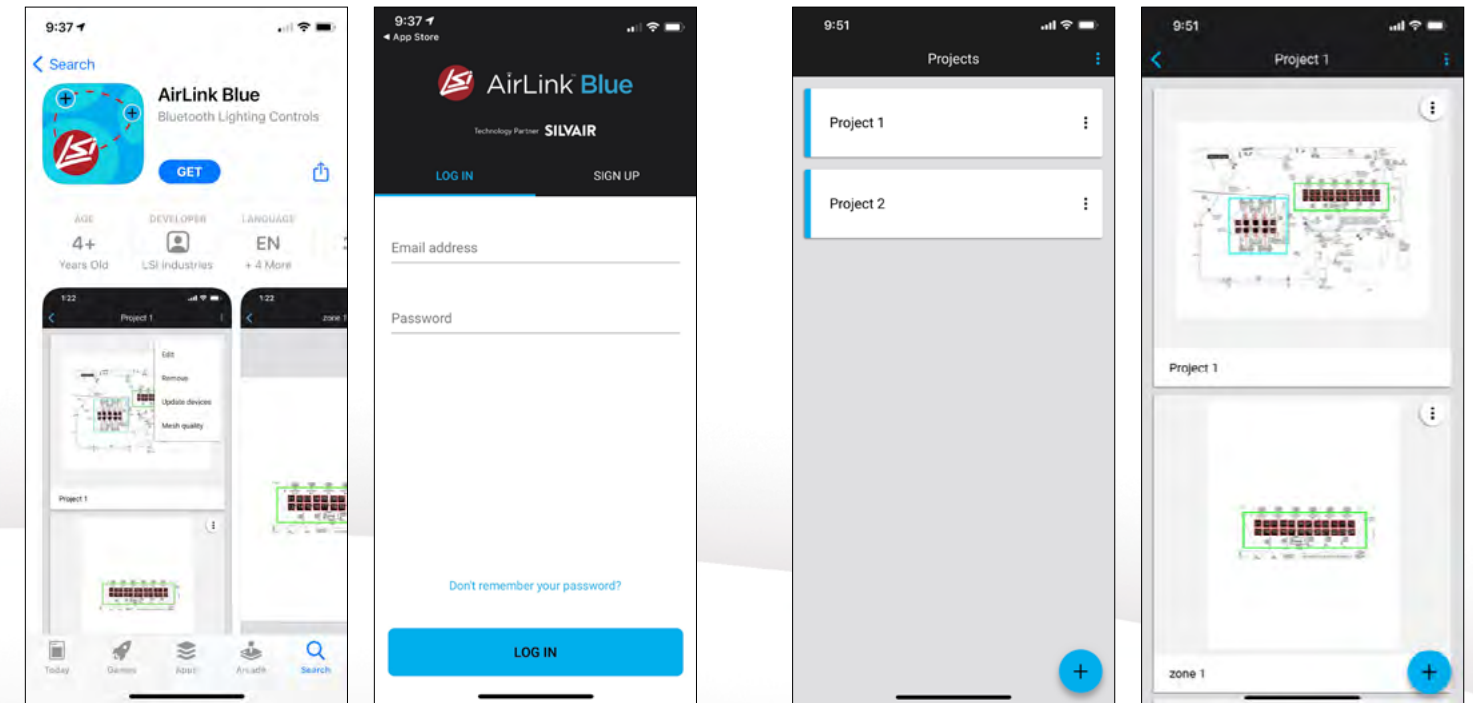
The mobile app is used on site to interface with the lighting control system for users to make changes and customize to their exact requirements.

For more details, visit: <https://www.lsicorp.com/product/airlink-blue/>

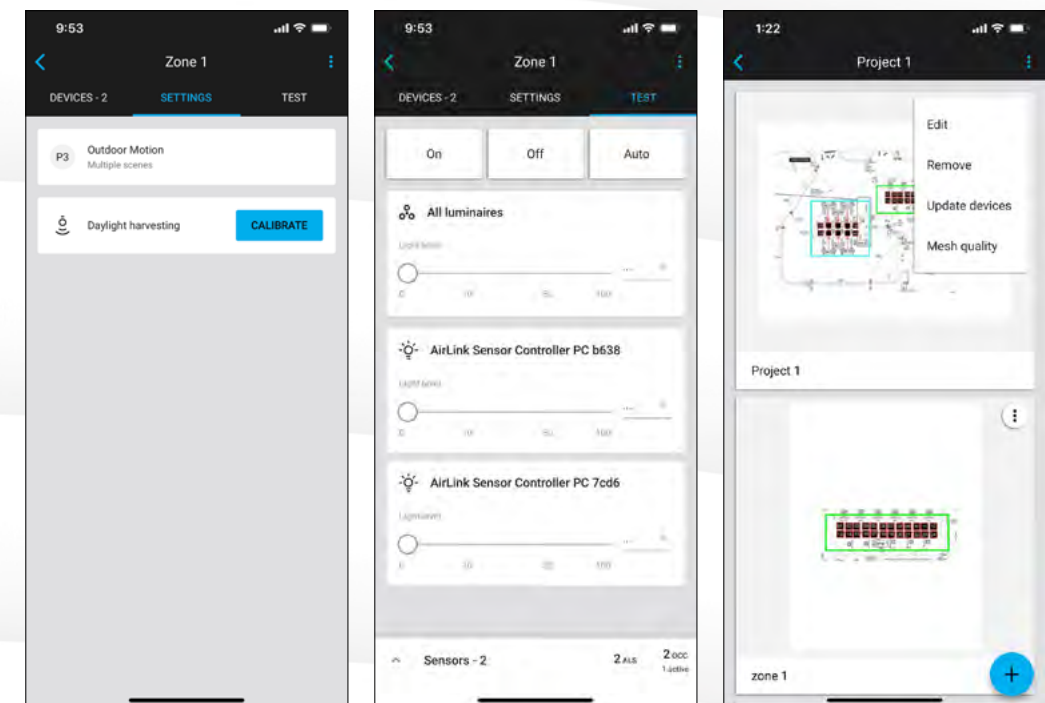
Download from App Store.

SIGN UP or LOG IN to get started.

Setting up different zones.



Configuring preferred settings.





## Compatible Products

### PARKING LOTS



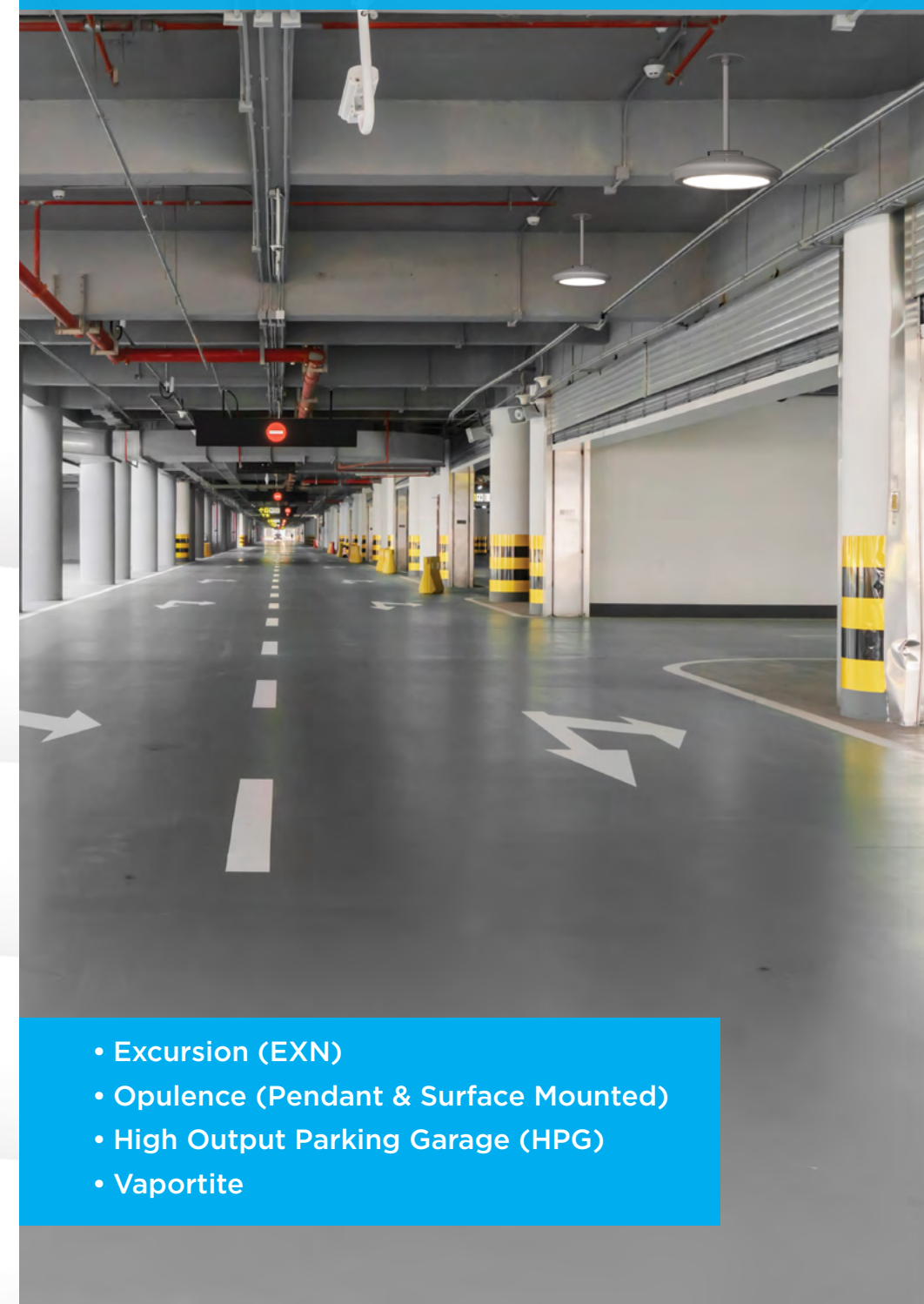
- Mirada Medium (MRM)
- Mirada Large (MRL)
- Mirada Wall Sconce (XWM)
- Slice Medium (SLM)

### REFUELING CANOPIES & C-STORES



- Scottsdale Vertex (SCV)
- Scottsdale Canopy (SCM)

### PARKING GARAGES



- Excursion (EXN)
- Opulence (Pendant & Surface Mounted)
- High Output Parking Garage (HPG)
- Vaportite

