



# Mirada Small Silicone (XWS SIL)

## Outdoor Wall Sconce



### OVERVIEW

Lumen Package (lm)	1,000 - 8,000
Wattage Range (W)	10 - 61
Efficacy Range (LPW)	126 - 162
Weight lbs (kg)	10 (4.5)
Control Options	IMSBT, ALB, ALS, PCI

### QUICK LINKS

## FEATURES & SPECIFICATIONS

### Construction

- Rugged die-cast aluminum housing.
- Fixtures are finished with LSI's DuraGrip® polyester powder coat finishing process. The DuraGrip finish withstands extreme weather changes without cracking or peeling. Other standard LSI finishes available. Consult factory.
- Extended housing available with 1/2" threaded hubs for surface conduit and rated wire.
- Standard luminaire shipping weight: TBD lbs in carton.
- Max luminaire shipping weight: 12 lbs in carton (20 lbs w/EH option)

### Optical System

- State-of-the-Art one piece silicone optic provides industry leading optical control while also acting as an integrated gasket reducing system complexity and improving fixture reliability.
- Proprietary silicone refractor optics provide exceptional coverage and uniformity in distribution types 2, 3, and FT.
- Silicone optical material does not yellow or crack with age and provides a typical light transmittance of 93%.
- Zero uplight.
- Available in 5000K, 4000K, and 3000K color temperatures per ANSI C78.377. Also available in Phosphor Converted Amber with peak intensity at 610nm.
- Minimum CRI of 70

### Electrical

- High-performance programmable driver features over-voltage, under-voltage, short circuit and over temperature protection. Custom lumen and wattage packages available.
- 0-10V dimming (10% - 100%) standard.

- Standard Universal Voltage (120-277 VAC) Input 50/60 Hz or optional High Voltage (347-480 VAC).
- L80 Calculated Life: >100k Hours
- Total harmonic distortion (THD): <20%
- 3L to 12L operating temperature: -40°C to +50°C (-40°F to +122°F)
- 15L operating temperature: -40°C to +45°C (-40°F to +113°F).
- 18L operating temperature: -40°C to +40°C (-40°F to +104°F).
- 21L operating temperature: -40°C to +35°C (-40°F to +95°F).
- Power factor (PF): >.90
- Input power stays constant over life.
- Optional 10kV surge protection device meets a minimum Category C Low operation (per ANSI/IEEE C62.41.2).
- High-efficacy LEDs mounted to metal-core circuit board to maximize heat dissipation
- Components are fully encased in potting material for moisture resistance. Driver complies with FCC standards. Driver and key electronic components can easily be accessed via hinged door.
- Optional integral emergency battery pack provides 90-minutes of constant power to the LED system, ensuring code compliance. A test switch/indicator button is installed on the housing for ease of maintenance. The fixture delivers 1500 lumens during emergency mode.

### Controls

- Integral passive infrared Bluetooth™ motion sensor options. Fixtures operate independently and can be commissioned via an iOS or Android configuration app. Updates and modifications to the control strategy are easily implemented via an intuitive app.
- LSI's AirLink™ Blue lighting control system is a simple feature rich wireless Bluetooth

mesh network. The integrated fixture sensor module provides wireless control of grouped fixtures based on motion sensors, daylight or a fully customizable schedule.

### Installation

- Universal wall mounting plate easily mounts directly to 4" octagonal or square junction box.
- 2 fasteners secure the hinged door underneath the housing and provide quick & easy access to the electrical compartment for installing/servicing.
- Optional terminal block accepts up to 12 ga wire.

### Warranty

- LSI luminaires carry a 5-year limited warranty. Refer to <https://www.lsicorp.com/resources/terms-conditions-warranty/> for more information.

### Listings

- Listed to UL 1598 and UL 8750.
- Meets Buy American Act requirements.
- IDA compliant; with 3000K color temperature selection.
- Title 24 Compliant; see local ordinance for qualification information.
- Suitable for wet locations.
- IP65 rated luminaire per IEC 60598-1.
- 3G rated for ANSI C136.31 high vibration applications when pole mounted (using optional XPMA bracket) or wall mounted.
- IK08 rated luminaire per IEC 66262 mechanical impact code.
- DesignLights Consortium® (DLC) Premium qualified product. Not all versions of this product may be DLC Premium qualified. Please check the DLC Qualified Products List at [www.designlights.org/QPL](http://www.designlights.org/QPL) to confirm which versions are qualified.

## ORDERING GUIDE

TYPICAL ORDER EXAMPLE: XWS LED 6L SIL FT UNV DIM 40 70CRI ALBCS1 BLK CWBB						
Prefix	Light Source	Lumen Package	Lens	Distribution	Voltage	Driver
XWS - Mirada Small Wall Sconce	LED	<b>1L</b> - 1,000 (10w) UNV Only <b>2L</b> - 2,000 (15w) <b>3L</b> - 3,000 (26w) <b>5L</b> - 5,000 (39w) <b>6L</b> - 6,000 (52w) <b>8L</b> - 8,000 (63w) Custom Lumen Packages <sup>1</sup>	SIL - Silicone	<b>2</b> - Type 2 <b>3</b> - Type 3 <b>FT</b> - Forward Throw	<b>UNV</b> - Universal Voltage (120-277V) <b>HV</b> - High Voltage (347-480V)	<b>DIM</b> - 0-10v Dimming (0-10%)
Color Temperature	Color Rendering	Controls			Finish	Options
<b>50</b> - 5000K <b>40</b> - 4000K <b>30</b> - 3000K	70CRI - 70 CRI	<b>Blank</b> - None <b>Wireless Controls</b> <b>ALBMR1LR</b> - AirLink Blue Wireless Motion & Photo Sensor Controller (8-15' mounting height) <sup>2</sup> <b>ALBCS1</b> - AirLink Blue Wireless Motion & Photo Sensor Controller (8-24' mounting height) <sup>2</sup> <b>Standalone Controls</b> <b>EXT</b> - 0-10v Dimming leads extended to housing exterior <b>IMSBT1L</b> - Integral Bluetooth™ Motion Sensor 8-24' MH <sup>2,3</sup> <b>Button Type Photocells</b> <b>PCI120</b> - 120V <b>PCI208-277</b> - 208 -277V <b>PCI347</b> - 347V			<b>BLK</b> - Black <b>BRZ</b> - Dark Bronze <b>GMG</b> - Gun Metal Gray <b>GPT</b> - Graphite <b>MSV</b> - Metallic Silver <b>PLP</b> - Platinum Plus <b>SVG</b> - Satin Verde Green <b>WHT</b> - White	<b>Blank</b> - None <b>BB</b> - 10w Battery Back-up (0°C) <sup>4</sup> <b>CWBB</b> - 10w Cold Weather Battery Backup (-20°C) <sup>4</sup> <b>BB20</b> - 20W Battery Back-up (0°C) <sup>4</sup> <b>EH</b> - Extended Housing <sup>5</sup> <b>SP1</b> - 10kV Surge Protection Device



**Need more information?**  
[Click here for our glossary.](#)

**Have additional questions?**  
 Call us at (800) 436-7800



## ACCESSORY ORDERING INFORMATION\*

Part Number	Description
758274CLR	XWS Extended Housing/Surface Conduit Wiring Box
760159CLR	XWS Spacer Plate/Wiring Box

\*Accessories are shipped separately and field installed.

### Battery Backup

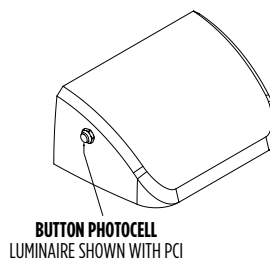
- Emergency battery system provides 90-minutes of constant power to the LED system, ensuring code compliance.
- A test switch/indicator button is installed on the housing for ease of maintenance.
- 10w battery delivers ~1,500 lumens during emergency mode.
- 20w battery delivers ~3,000 lumens during emergency mode.



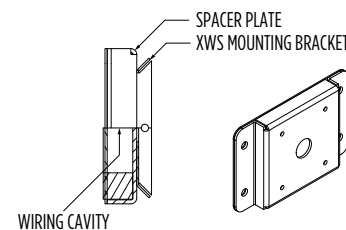
Luminaire shown with battery backup



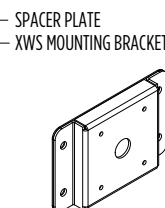
AirLink Wireless Control Luminaire shown with ALBMR1LR



BUTTON PHOTOCELL LUMINAIRE SHOWN WITH PCI



WIRING CAVITY



1 Custom lumen and wattage packages available, consult factory. Values are within industry standard tolerances but not DLC listed.  
 2 When high voltage (HV) is specified, IMSBT, ALBCS ALBMRxLR control options are limited to 6L and 8L lumen packages.  
 3 IMSBTxL is field configurable via the LSI app that can be downloaded from your smartphone's native app store.  
 4 Universal Voltage Only (120-277V). 20W Battery Backup only available 1L - 6L.  
 5 For applications with surface conduit.

# Mirada Small Silicone (XWS SIL)

Type : \_\_\_\_\_

 Have questions? Call us at (800) 436-7800

## PERFORMANCE

Delivered Lumens <sup>1</sup>												
Lumen Package	Distribution	CRI	3000K CCT			4000K CCT			5000K CCT			Wattage
			Delivered Lumens	Efficacy	Bug Rating	Delivered Lumens	Efficacy	Bug Rating	Delivered Lumens	Efficacy	Bug Rating	
1L	2	70	1,429	143	B1-U0-G1	1,524	152	B1-U0-G1	1,526	153	B1-U0-G1	10
	3		1,491	149	B0-U0-G1	1,590	159	B0-U0-G1	1,592	159	B0-U0-G1	
	FT		1,459	146	B0-U0-G1	1,556	156	B1-U0-G1	1,557	156	B1-U0-G1	
2L	2	70	1,851	142	B1-U0-G1	1,974	152	B1-U0-G1	1,976	152	B1-U0-G1	13
	3		1,930	148	B1-U0-G1	2,058	158	B1-U0-G1	2,060	158	B1-U0-G1	
	FT		1,889	145	B1-U0-G1	2,015	155	B1-U0-G1	2,017	155	B1-U0-G1	
3L	2	70	2,765	146	B1-U0-G1	2,950	155	B1-U0-G1	2,953	155	B1-U0-G1	19
	3		2,884	152	B1-U0-G1	3,077	162	B1-U0-G1	3,079	162	B1-U0-G1	
	FT		2,822	149	B1-U0-G1	3,010	158	B1-U0-G1	3,012	159	B1-U0-G1	
5L	2	70	4,655	133	B2-U0-G1	4,965	142	B2-U0-G1	4,970	142	B2-U0-G1	35
	3		4,855	139	B1-U0-G1	5,179	148	B1-U0-G1	5,184	148	B1-U0-G1	
	FT		4,750	136	B1-U0-G2	5,067	145	B1-U0-G2	5,072	145	B1-U0-G2	
6L	2	70	5,578	130	B2-U0-G1	5,950	138	B2-U0-G2	5,956	139	B2-U0-G2	43
	3		5,819	135	B1-U0-G2	6,207	144	B1-U0-G2	6,214	145	B1-U0-G2	
	FT		5,693	132	B1-U0-G2	6,073	141	B1-U0-G2	6,079	141	B1-U0-G2	
8L	2	70	7,531	123	B2-U0-G2	8,034	132	B2-U0-G2	8,041	132	B2-U0-G2	61
	3		7,856	129	B2-U0-G2	8,380	137	B2-U0-G2	8,388	138	B2-U0-G2	
	FT		7,687	126	B2-U0-G2	8,199	134	B2-U0-G2	8,207	135	B2-U0-G2	

Electrical Data - Current Draw AMPS <sup>2</sup>						
Lumen Package	120V	208V	240V	277V	347V	480V
1L	0.08	0.05	0.04	0.04	0.03	0.02
2L	0.11	0.06	0.05	0.05	0.04	0.03
3L	0.16	0.09	0.08	0.07	0.05	0.04
5L	0.29	0.17	0.15	0.13	0.10	0.07
6L	0.36	0.21	0.18	0.16	0.12	0.09
8L	0.51	0.29	0.25	0.22	0.18	0.13

Recommended Lumen Maintenance - XWS <sup>3</sup>					
Ambient Temperature C°	Initial <sup>4</sup>	25K hrs. <sup>4</sup>	50K hrs. <sup>4</sup>	75K hrs. <sup>5</sup>	100K hrs. <sup>5</sup>
25	100%	95%	90%	85%	80%
40	100%	91%	82%	73%	65%

<sup>1</sup> 1L not available in HV

<sup>2</sup> 1L not available with controls.

<sup>3</sup> Lumen maintenance values at 25°C are calculated per TM-21 based on LM-80 data and in-situ luminaire testing.

<sup>4</sup> In accordance with IESNA TM-21-11, Projected Values represent interpolated value based on time durations that are within six times (6X) the IESNA LM-80-08 total test duration (in hours) for the device under testing (DUT) i.e. the packaged LED chip).

<sup>5</sup> In accordance with IESNA TM-21-11, Calculated Values represent time durations that exceed six times (6X) the IESNA LM-80-08 total test duration (in hours) for the device under testing (DUT) i.e. the packaged LED chip).

# Mirada Small Silicone (XWS SIL)

Type : \_\_\_\_\_

 Have questions? Call us at (800) 436-7800

## PHOTOMETRICS

Luminaire photometry has been conducted by a NVLAP accredited testing laboratory in accordance with IESNA LM-79-08. As specified by IESNA LM-79-08 the entire luminaire is tested as the source resulting in a luminaire efficiency of 100%.

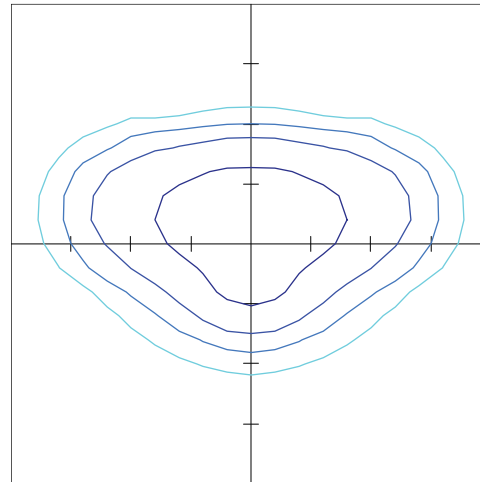
See the individual product page on <https://www.lsicorp.com/> for detailed photometric data.

### XWS-LED-6L-SIL-2-40-70CRI

Luminaire Data	
Type 2 Distribution	
Description	4000 Kelvin, 70 CRI
Delivered Lumens	5,951
Watts	42.5
Efficacy	138
IES Type	Type II - Short
BUG Rating	B1-U0-G1

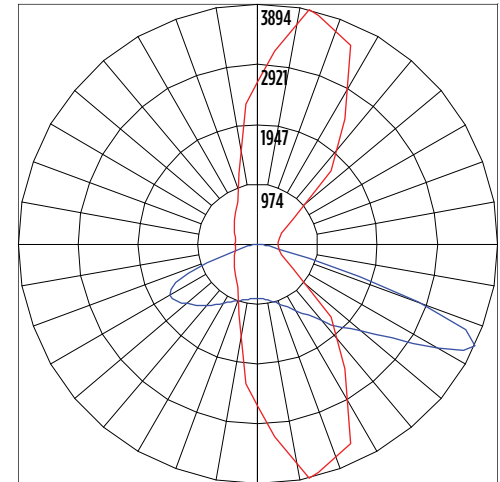
Zonal Lumen Summary		
Zone	Lumens	% Luminaire
Low (0-30°)	834	20%
Medium (30-60°)	3,379	50%
High (60-80°)	1,647	28%
Very High (80-90°)	91	1%
Uplight (90-180°)	0	0%
<b>Total Flux</b>	<b>5,951</b>	<b>100%</b>

#### ISO Footcandle



10' Mounting Height / 10' Grid Spacing  
 5 FC 2 FC 1 FC 0.5 FC

#### Polar Curve



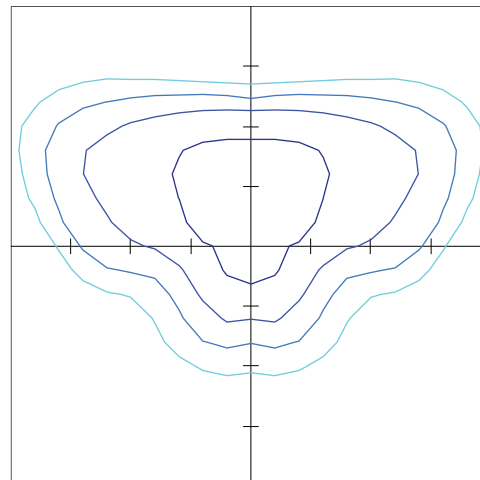
Vertical Plane Horizontal Cone

### XWS-LED-6L-SIL-3-40-70CRI

Luminaire Data	
Type 3 Distribution	
Description	4000 Kelvin, 70 CRI
Delivered Lumens	6,208
Watts	42.5
Efficacy	146
IES Type	Type III - Medium
BUG Rating	B1-U0-G2

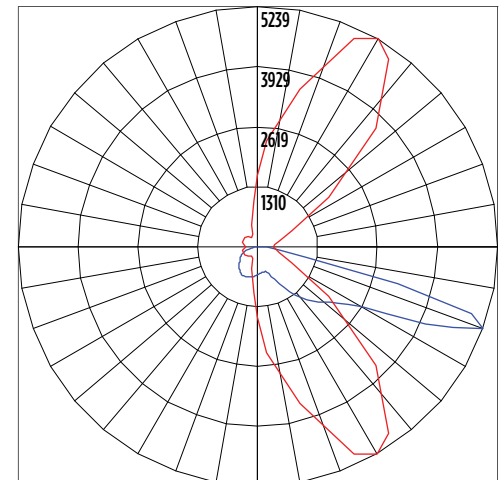
Zonal Lumen Summary		
Zone	Lumens	% Luminaire
Low (0-30°)	582	9%
Medium (30-60°)	2,997	48%
High (60-80°)	2,506	40%
Very High (80-90°)	124	2%
Uplight (90-180°)	0	0%
<b>Total Flux</b>	<b>6,208</b>	<b>100%</b>

#### ISO Footcandle



10' Mounting Height / 10' Grid Spacing  
 5 FC 2 FC 1 FC 0.5 FC

#### Polar Curve



Vertical Plane Horizontal Cone

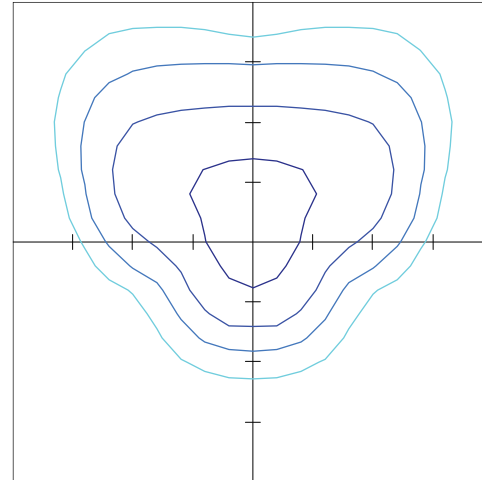
## PHOTOMETRICS

### XWS-LED-6L-SIL-FT-40-70CRI

Luminaire Data	
<b>Type FT Distribution</b>	
Description	4000 Kelvin, 70 CRI
Delivered Lumens	6,073
Watts	42.5
Efficacy	143
IES Type	Type IV - Short
BUG Rating	B1-U0-G2

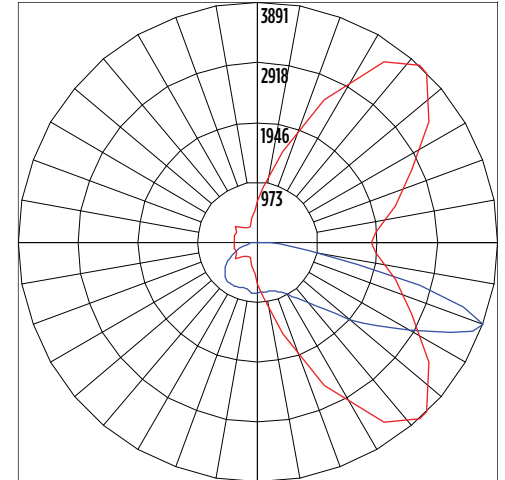
Zonal Lumen Summary		
Zone	Lumens	% Luminaire
Low (0-30°)	708.3	12%
Medium (30-60°)	2,715.5	45%
High (60-80°)	2,475.4	41%
Very High (80-90°)	173.6	3%
Uplight (90-180°)	0	0%
<b>Total Flux</b>	<b>6,073</b>	<b>100%</b>

### ISO Footcandle



10' Mounting Height / 10' Grid Spacing  
 5 FC   2 FC   1 FC   0.5 FC

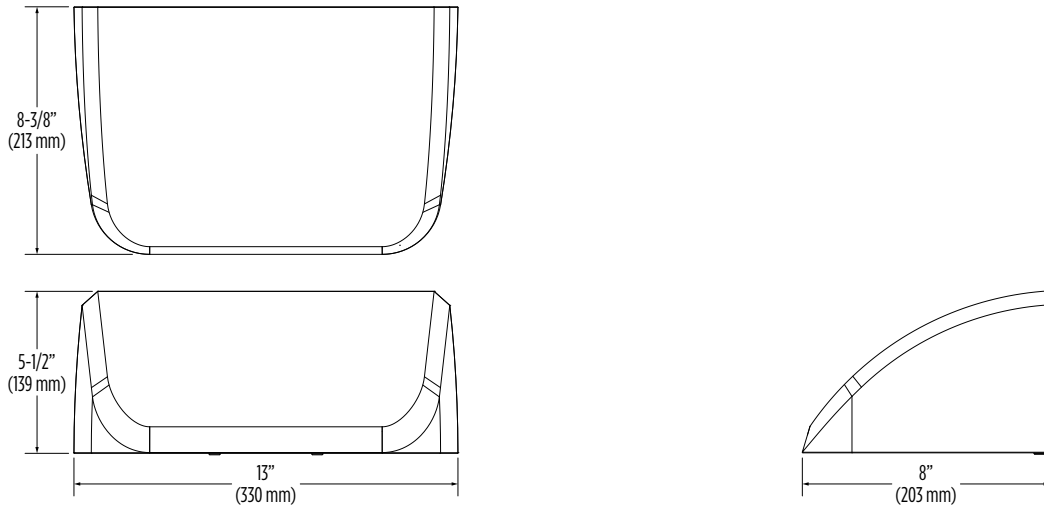
### Polar Curve



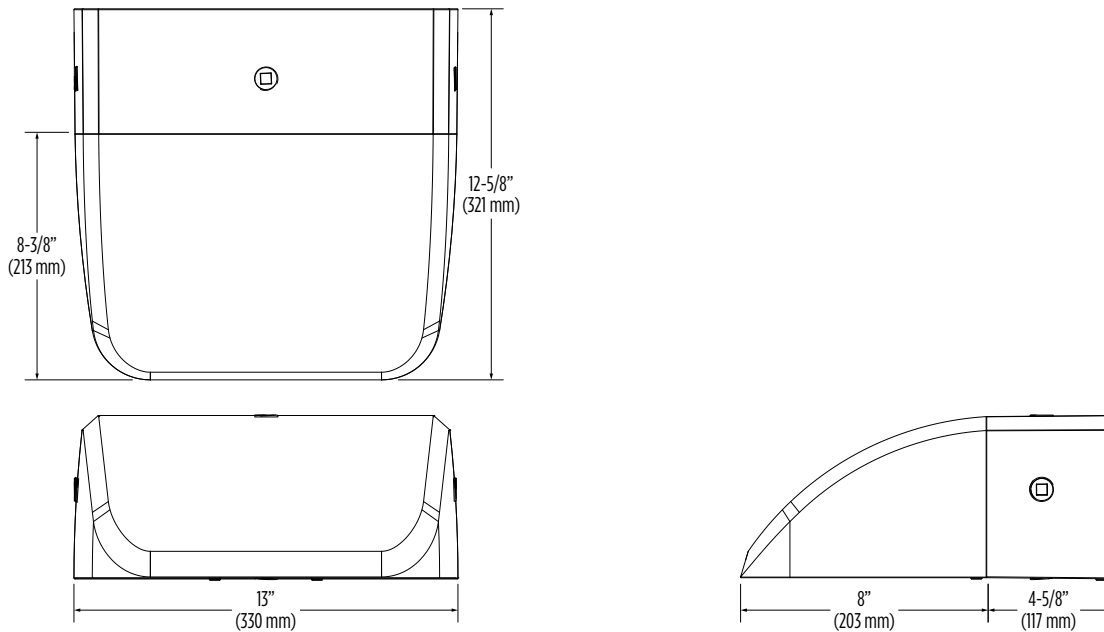
Vertical Plane   Horizontal Cone

## PRODUCT DIMENSIONS

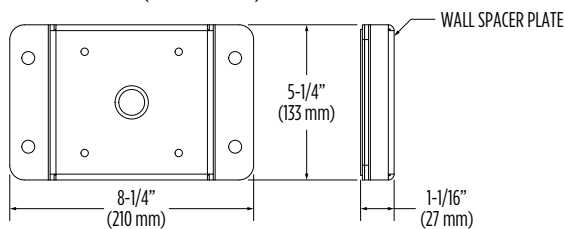
### STANDARD HOUSING (XWS)



### SCWB EXTENDED HOUSING (XWS 758274CLR)



### XWS SPACER PLATE/WIRING BOX (XWS 760159CLR)



**NOTE:** Wall spacer plate allows the luminaire to float off the wall and provides space for securing wires (8.25" X 5.25" X 1.07").

## CONTROLS

### Integral Bluetooth™ Motion and Photocell Sensor (IMSBTxL)

Slim low profile sensor provides multi-level control based on motion and/or daylight. Sensor controls 0-10 VDC LED drivers and is IP66 rated for cold and wet locations (-40°F to 167°F). Two unique PIR lenses are available and used based on fixture mounting height. All control parameters are adjustable via an iOS or Android App capable of storing and transmitting sensor profiles.

[Click here to learn more details about IMSBT](#)



LEVITON App



Apple



Android

### AirLink Wireless Lighting Controller (ALSC, ALSCS)

The AirLink integrated controller is a California Title 24 compliant lighting controller that provides real-time light monitoring and control with utility-grade power monitoring. It includes a 24V sensor input and power supply to connect a sensor into the outdoor AirLink wireless lighting system. The wireless integrated controller is compatible with this fixture.

[Click here to learn more details about AirLink](#)

### AirLink Blue (ALBMRxLR, ALBCSx)

Wireless Bluetooth Mesh Outdoor Lighting Control System that provides energy savings, code compliance and enhanced safety/security for parking lots and parking garages. Three key components; Bluetooth wireless radio/sensor controller, Time Keeper and an iOS App. Capable of grouping multiple fixtures and sensors as well as scheduling time-based events by zone. Radio/Sensor Controller is factory integrated into Area/ Site, Wall Mounted, Parking Garage and Canopy luminaires.

[Click here to learn more details about AirLink Blue](#)



AirLink Blue App



Apple

### Sensor Sequence of Operations

Standard Programming	On Event	Off Event	On Light Level	Dim Light Level	Daylight Harvesting	Delay To Off	Sensitivity
IMSBTxL	Motion	No Motion	100%	N/A	On; Auto Calibration	20 minutes	High

Operation	Description
<b>On Event</b>	Trigger that activates lights to turn on; either automatic via motion detected or manually activated via push of button.
<b>Off Event</b>	Trigger that activates lights to turn off; either automatic via no motion detected or manually activated via push of button.
<b>On Light Level</b>	The light level that the fixtures will turn on to when ON EVENT occurs.
<b>Dim Light Level</b>	The light level that the fixtures will dim down to when no motion is detected.
<b>Delay to Dim</b>	The amount of time after which no motion is detected that the fixtures will be triggered to dim down. This sequence is optional, and sensor can be programmed to only trigger the fixture to turn off by entering 100% in this field.
<b>Delay to Off</b>	The amount of time after which no motion is detected that the fixtures will be triggered to turn off. If delay to dim is part of the programmed functionality, this is the amount of time after which no motion is detected after the fixture have already dimmed down.
<b>Sensitivity</b>	The sensitivity can be set to high, medium, low, or auto where applicable. High will detect smaller, simple motions. Low will only detect larger more complex motions. Auto temperature calibration adjusts the PIR sensitivity as ambient temperature rises to increase detection of heat movement through the field of view.