

# THE EDGE® Series

LED Area Luminaire – Round

Rev. Date: V14 06/25/2024

## Product Description

THE EDGE® Series has a slim, low profile design. Its rugged cast aluminum housing minimizes wind load requirements and features an integral, weathertight LED driver compartment, spun vented cover, high performance aluminum heat sinks and leaf/debris guard.

**Applications:** Auto Dealerships, parking lots, campuses, facade lighting and general site lighting applications

## Performance Summary

Patented NanoOptic® Product Technology

Assembled in the USA by Cree Lighting from US and imported parts

**Initial Delivered Lumens:** Up to 25,065

**CRI:** Minimum 70 CRI (4000K & 5700K); 80 CRI (3000K); 90 CRI (5000K)

**CCT:** Turtle Friendly Amber, 3000K (+/-300K), 4000K (+/-300K), 5000K (+/- 500K), 5700K (+/- 500K) standard

**Limited Warranty\*:** 10 years for luminaire/10 years for Colorfast DeltaGuard® finish / up to 5 years for Synapse® accessories/1 year for accessories

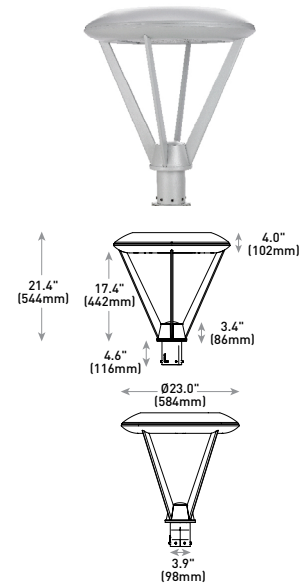
\* See <https://www.creeledlighting.com/resources/warranties/> for warranty terms. For Synapse accessories, consult Synapse spec sheets for details on warranty terms.

## Accessories

Field-Installed	
<b>Bird Spikes</b> XA-BRDSPK <b>Synapse® SimplySnap 10V Interface</b> DIM10-220F - 120V-277V - Requires other Synapse components to complete system - Refer to <a href="#">DIM10-220F</a> spec sheet for details	<b>Backlight Control Shields</b> XA-20BLS-4 - Four-pack - Unpainted stainless steel - For use with 5M and 5S optics - Consult factory for shielding for use with 2M, 3M, and 4M optics

## R3 Mount

- Fits over 2-3/8" to 3" O.D. Tenon



LED Count (x10)	Weight
04	33.8 lbs. (15.3kg)
06	35.2 lbs. (15.9kg)
08	37.0 lbs. (16.8kg)
10	40.7 lbs. (18.5kg)
12	42.4 lbs. (19.3kg)

**R4/R5 Mount** - see page 14 for weight & dimensions

## Ordering Information

Example: ARE-EDR-2M-R3-12-E-UL-SV-350

ARE-EDR	Family	Optic	Mounting*	LED Count (x10)	E	Voltage	Finish	Drive Current	Options
ARE-EDR	2M Type II Medium	3MP Type III Medium	R3 Spider, Center Tenon, Fits over 2-3/8" to 3" OD Tenon	04** 06** 08** 10 12	E	UL Universal 120-277V	BK Black BZ Bronze SV Silver WH White	350 350mA 525 525mA 700 700mA - Available with 40-60 LEDs	<b>DIM 0-10V Dimming</b> - Control by others - Refer to <a href="#">Dimming spec sheet</a> for details - Can't exceed specified drive current <b>F Fuse</b> - Compatible only with 120V, 277V or 347V (phase to neutral) - Consult factory if fusing is required for 208V, 240V or 480V (phase to phase) - When code dictates fusing, use time delay fuse <b>HL Hi/Low (Dual Circuit Input)</b> - Refer to <a href="#">HL spec sheet</a> for details - Sensor not included <b>P Button Photocell</b> - Available with UL voltage only <b>30K 3000K Color Temperature</b> - Minimum 80 CRI - Color temperature per luminaire <b>40K 4000K Color Temperature</b> - Minimum 70 CRI - Color temperature per luminaire <b>50K 5000K Color Temperature</b> - Minimum 90 CRI - Color temperature per luminaire <b>TRL Amber Turtle Friendly LEDs</b> - Available only with 350mA - 600nm dominant wavelength - Additional shielding (by others) may be required for Florida Fish and Wildlife Conservation Commission compliance
	2MB Type II Medium w/ Partial BLS	4M Type IV Medium	R4 Spider, Center Direct, Fits inside 4" Square Pole			UH Universal 347-480V			
	2MP Type II Medium w/ Partial BLS	4MB Type IV Medium w/BLS	R5 Spider, Center Direct, Fits inside 5" Round Pole						
	3M Type III Medium	5M Type V Medium							
	3MB Type III Medium w/BLS	5S Type V Short							

\* Reference EPA and pole configuration suitability data on page 14

\*\* Consists of multiple 20 LED light bars. 40, 60, and 80 LED units use blanks as needed in place of populated light bars



Website: [creeledlighting.com](http://creeledlighting.com)

US: (800) 236-6800 Canada: (800) 473-1234

**CREE** ⇄ **LIGHTING**

**Product Specifications**

**CONSTRUCTION & MATERIALS**

- Slim, low profile, minimizing wind load requirements
- Luminaire sides are rugged die cast aluminum with integral, weathertight LED driver compartment, spun vented cover, and high performance aluminum heat sinks
- R3 spider mount hub slip-fits over a 2.375" (60mm) to 3" (76mm) O.D. minimum 4" (102mm) H steel or aluminum tenon or pole and secures with eight set screws
- R4 spider mount fits directly inside 4" (102mm) square pole and secures to pole with four set screws
- R5 spider mount fits directly inside of a 5" (127mm) round pole to provide a clean hardware-less outer appearance
- Includes leaf/debris guard
- Exclusive Colorfast DeltaGuard® finish features an E-Coat epoxy primer with an ultra-durable powder topcoat, providing excellent resistance to corrosion, ultraviolet degradation and abrasion. Black, bronze, silver, and white are available
- **Weight:** See Dimensions and Weight charts on pages 1 and 14

**ELECTRICAL SYSTEM**

- **Input Voltage:** 120-277V or 347-480V, 50/60Hz, Class 1 drivers
- **Power Factor:** > 0.9 at full load
- **Total Harmonic Distortion:** < 20% at full load
- **10V Source Current:** 40-80 LEDs: 0.15mA; 100-120 LEDs: 0.30mA
- Integral 10kV/5kA surge suppression protection standard
- When code dictates fusing, a slow blow fuse or type C/D breaker should be used to address inrush current

**REGULATORY & VOLUNTARY QUALIFICATIONS**

- cULus Listed
- Suitable for wet locations
- Meets FCC Part 15, Subpart B, Class A limits for conducted and radiated emissions
- Enclosure meets IP66 requirements per IEC 60529 when ordered without P option
- ANSI C136.2 10kV/5kA surge protection, tested in accordance with IEEE/ANSI C62.41.2
- Luminaire and finish endurance tested to withstand 5,000 hours of elevated ambient salt fog conditions as defined in ASTM Standard B 117
- RoHS compliant. Consult factory for additional details
- Assembled in the USA by Cree Lighting from US and imported parts
- Some configurations meet requirements of BAA and/or BABA. Consult factory when needed for a project: [www.creelighting.com/BAA-BABA](http://www.creelighting.com/BAA-BABA)
- **CA RESIDENTS WARNING:** Cancer and Reproductive Harm – [www.p65warnings.ca.gov](http://www.p65warnings.ca.gov)

Electrical Data*								
LED Count (x10)	CCT	System Watts 120-480V	Total Current (A)					
			120V	208V	240V	277V	347V	480V
350mA								
04	30K, 40K, 50K, 57K	46	0.36	0.23	0.21	0.20	0.15	0.12
	TRL	35	0.29	0.17	0.15	0.13	0.10	0.07
06	30K, 40K, 50K, 57K	66	0.52	0.31	0.28	0.26	0.20	0.15
	TRL	50	0.41	0.24	0.21	0.18	0.14	0.10
08	30K, 40K, 50K, 57K	90	0.75	0.44	0.38	0.34	0.26	0.20
	TRL	68	0.57	0.33	0.28	0.25	0.20	0.14
10	30K, 40K, 50K, 57K	110	0.92	0.53	0.47	0.41	0.32	0.24
	TRL	83	0.69	0.40	0.35	0.30	0.24	0.17
12	30K, 40K, 50K, 57K	130	1.10	0.63	0.55	0.48	0.38	0.28
	TRL	99	0.82	0.48	0.41	0.36	0.28	0.21
525mA								
04	30K, 40K, 50K, 57K	70	0.58	0.34	0.31	0.28	0.21	0.16
06	30K, 40K, 50K, 57K	101	0.84	0.49	0.43	0.38	0.30	0.22
08	30K, 40K, 50K, 57K	133	1.13	0.66	0.58	0.51	0.39	0.28
10	30K, 40K, 50K, 57K	171	1.43	0.83	0.74	0.66	0.50	0.38
12	30K, 40K, 50K, 57K	202	1.69	0.98	0.86	0.77	0.59	0.44
700mA								
04	30K, 40K, 50K, 57K	93	0.78	0.46	0.40	0.36	0.27	0.20
06	30K, 40K, 50K, 57K	134	1.14	0.65	0.57	0.50	0.39	0.29

\* Electrical data at 25°C (77°F). Actual wattage may differ by +/- 10% when operating between 120-277V or 347-480V +/- 10%

THE EDGE® Series Ambient Adjusted Lumen Maintenance <sup>1</sup>						
Ambient	CCT	Initial LMF	25K hr Reported <sup>2</sup> LMF	50K hr Reported <sup>2</sup> LMF	75K hr Reported <sup>2</sup> / Estimated <sup>3</sup> LMF	100K hr Estimated <sup>3</sup> LMF
5°C (41°F)	30K/40K/50K/57K	1.04	1.03	1.03	1.03 <sup>2</sup>	1.03
	TRL	1.06	1.06	1.06	1.06 <sup>3</sup>	1.06
10°C (50°F)	30K/40K/50K/57K	1.03	1.02	1.02	1.02 <sup>2</sup>	1.02
	TRL	1.04	1.04	1.04	1.04 <sup>3</sup>	1.04
15°C (59°F)	30K/40K/50K/57K	1.02	1.01	1.01	1.01 <sup>2</sup>	1.01
	TRL	1.03	1.03	1.03	1.03 <sup>3</sup>	1.03
20°C (68°F)	30K/40K/50K/57K	1.01	0.99	0.99	0.99 <sup>2</sup>	0.99
	TRL	1.01	1.01	1.01	1.01 <sup>3</sup>	1.01
25°C (77°F)	30K/40K/50K/57K	1.00	0.98	0.98	0.98 <sup>2</sup>	0.98
	TRL	1.00	1.00	1.00	1.00 <sup>3</sup>	1.00

<sup>1</sup> Lumen maintenance values at 25°C (77°F) are calculated per IES TM-21 based on IES LM-80 report data for the LED package and in-situ luminaire testing. Luminaire ambient temperature factors [LATF] have been applied to all lumen maintenance factors. Please refer to the [Temperature Zone Reference Document](#) for outdoor average nighttime ambient conditions.

<sup>2</sup> In accordance with IES TM-21, Reported values represent interpolated values based on time durations that are up to 6x the tested duration in the IES LM-80 report for the LED.

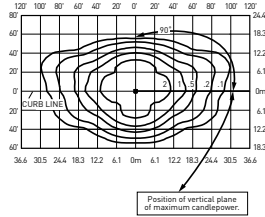
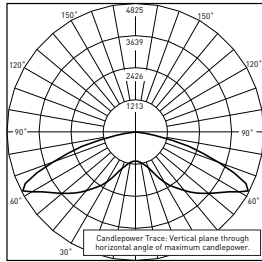
<sup>3</sup> Estimated values are calculated and represent time durations that exceed the 6x test duration of the LED.

THE EDGE® LED Area Luminaire – Round

**Photometry**

All published luminaire photometric testing performed to IES LM-79 standards. To obtain an IES file specific to your project consult: <https://www.creelighting.com/products/outdoor/area/the-edge-round-series/>

**2M**



**RESTL Test Report #:** PL10270-004B  
**ARE-EDG-2M-\*\*-06-E-UL-525-40K**  
**Initial Delivered Lumens:** 10,053

**ARE-EDR-2M-\*\*-10-E-UL-525-40K**  
**Mounting Height:** 25' (7.6m) A.F.G.  
**Initial Delivered Lumens:** 17,504  
 Initial FC at grade

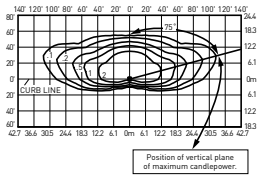
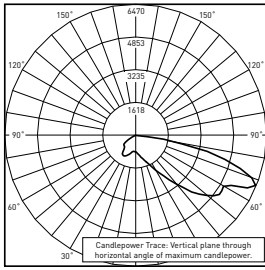
Type II Medium Distribution										
LED Count (x10)	3000K		4000K		5000K		5700K		TRL	
	Initial Delivered Lumens <sup>*</sup>	BUG Ratings** Per TM-15-20	Initial Delivered Lumens <sup>*</sup>	BUG Ratings** Per TM-15-20	Initial Delivered Lumens <sup>*</sup>	BUG Ratings** Per TM-15-20	Initial Delivered Lumens <sup>*</sup>	BUG Ratings** Per TM-15-20	Initial Delivered Lumens <sup>*</sup>	BUG Ratings** Per TM-15-20
<b>350mA</b>										
04	4,143	B2 U0 G1	5,003	B2 U0 G2	3,803	B1 U0 G1	5,102	B2 U0 G2	1,633	B1 U0 G1
06	6,144	B2 U0 G2	7,418	B2 U0 G2	5,640	B2 U0 G2	7,565	B2 U0 G2	2,421	B1 U0 G1
08	8,192	B2 U0 G2	9,891	B3 U0 G3	7,519	B2 U0 G2	10,087	B3 U0 G3	3,228	B1 U0 G1
10	10,215	B3 U0 G3	12,334	B3 U0 G3	9,377	B3 U0 G3	12,578	B3 U0 G3	4,025	B2 U0 G1
12	12,258	B3 U0 G3	14,801	B3 U0 G3	11,252	B3 U0 G3	15,094	B3 U0 G3	4,830	B2 U0 G2
<b>525mA</b>										
04	5,886	B2 U0 G2	7,099	B2 U0 G2	5,403	B2 U0 G2	7,248	B2 U0 G2	N/A	
06	8,729	B3 U0 G3	10,527	B3 U0 G3	8,012	B2 U0 G2	10,748	B3 U0 G3	N/A	
08	11,638	B3 U0 G3	14,037	B3 U0 G3	10,683	B3 U0 G3	14,331	B3 U0 G3	N/A	
10	14,513	B3 U0 G3	17,504	B3 U0 G3	13,322	B3 U0 G3	17,870	B3 U0 G3	N/A	
12	17,415	B3 U0 G3	21,004	B4 U0 G4	15,986	B3 U0 G3	21,444	B4 U0 G4	N/A	
<b>700mA</b>										
04	6,943	B2 U0 G2	8,379	B2 U0 G2	6,373	B2 U0 G2	8,549	B3 U0 G3	N/A	
06	10,296	B3 U0 G3	12,425	B3 U0 G3	9,451	B3 U0 G3	12,678	B3 U0 G3	N/A	

\* Initial delivered lumens at 25°C (77°F). Actual production yield may vary between -10 and +10% of initial delivered lumens  
 \*\* For more information on the IES BUG (Backlight-Uplight-Glare) Rating visit: <https://www.ies.org/wp-content/uploads/2017/03/TM-15-11BUGRatingsAddendum.pdf>

**Photometry**

All published luminaire photometric testing performed to IES LM-79 standards. To obtain an IES file specific to your project consult: <https://www.creelighting.com/products/outdoor/area/the-edge-round-series/>

**2MB**



**RESTL Test Report #:** PL10023-003B  
**ARE-EDG-2MB-\*\*-06-E-UL-525-40K**  
**Initial Delivered Lumens:** 7,784

**ARE-EDR-2MB-\*\*-10-E-UL-525-40K**  
**Mounting Height:** 25' (7.6m) A.F.G.  
**Initial Delivered Lumens:** 13,185  
**Initial FC at grade**

Type II Medium Distribution w/BLS										
LED Count (x10)	3000K		4000K		5000K		5700K		TRL	
	Initial Delivered Lumens*	BUG Ratings** Per TM-15-20	Initial Delivered Lumens*	BUG Ratings** Per TM-15-20	Initial Delivered Lumens*	BUG Ratings** Per TM-15-20	Initial Delivered Lumens*	BUG Ratings** Per TM-15-20	Initial Delivered Lumens*	BUG Ratings** Per TM-15-20
<b>350mA</b>										
04	3,121	B0 U0 G1	3,768	B1 U0 G1	2,865	B0 U0 G1	3,843	B1 U0 G1	1,230	B0 U0 G1
06	4,628	B1 U0 G1	5,588	B1 U0 G1	4,248	B1 U0 G1	5,698	B1 U0 G1	1,824	B0 U0 G1
08	6,170	B1 U0 G1	7,450	B1 U0 G2	5,664	B1 U0 G1	7,598	B1 U0 G2	2,431	B0 U0 G1
10	7,695	B1 U0 G2	9,291	B1 U0 G2	7,063	B1 U0 G2	9,475	B1 U0 G2	3,032	B0 U0 G1
12	9,233	B1 U0 G2	11,149	B1 U0 G2	8,476	B1 U0 G2	11,370	B1 U0 G2	3,638	B1 U0 G1
<b>525mA</b>										
04	4,434	B1 U0 G1	5,348	B1 U0 G1	4,070	B1 U0 G1	5,460	B1 U0 G1		N/A
06	6,575	B1 U0 G2	7,930	B1 U0 G2	6,035	B1 U0 G1	8,096	B1 U0 G2		N/A
08	8,766	B1 U0 G2	10,573	B1 U0 G2	8,047	B1 U0 G2	10,794	B1 U0 G2		N/A
10	10,932	B1 U0 G2	13,185	B1 U0 G2	10,034	B1 U0 G2	13,461	B1 U0 G2		N/A
12	13,118	B1 U0 G2	15,821	B2 U0 G3	12,041	B1 U0 G2	16,153	B2 U0 G3		N/A
<b>700mA</b>										
04	5,230	B1 U0 G1	6,311	B1 U0 G2	4,801	B1 U0 G1	6,440	B1 U0 G2		N/A
06	7,755	B1 U0 G2	9,359	B1 U0 G2	7,119	B1 U0 G2	9,549	B1 U0 G2		N/A

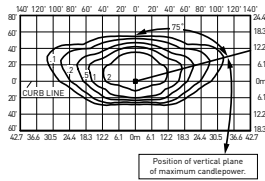
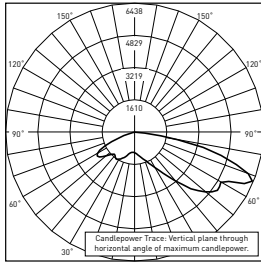
\* Initial delivered lumens at 25°C (77°F). Actual production yield may vary between -10 and +10% of initial delivered lumens  
 \*\* For more information on the IES BUG (Backlight-Uplight-Glare) Rating visit: <https://www.ies.org/wp-content/uploads/2017/03/TM-15-11BUGRatingsAddendum.pdf>

THE EDGE® LED Area Luminaire – Round

**Photometry**

All published luminaire photometric testing performed to IES LM-79 standards. To obtain an IES file specific to your project consult: <https://www.creelighting.com/products/outdoor/area/the-edge-round-series/>

**2MP**



RESTL Test Report #: PL10097-001B  
 ARE-EDG-2MP-\*\*-06-E-UL-525-40K  
 Initial Delivered Lumens: 9,149

ARE-EDR-2MP-\*\*-10-E-UL-525-40K  
 Mounting Height: 25' (7.6m) A.F.G.  
 Initial Delivered Lumens: 15,458  
 Initial FC at grade

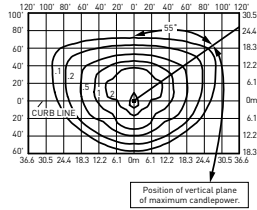
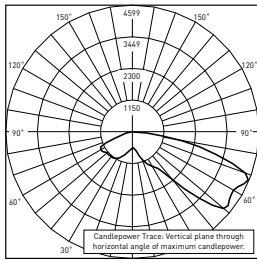
Type II Medium Distribution w/Partial BLS										
LED Count (x10)	3000K		4000K		5000K		5700K		TRL	
	Initial Delivered Lumens*	BUG Ratings** Per TM-15-20	Initial Delivered Lumens*	BUG Ratings** Per TM-15-20	Initial Delivered Lumens*	BUG Ratings** Per TM-15-20	Initial Delivered Lumens*	BUG Ratings** Per TM-15-20	Initial Delivered Lumens*	BUG Ratings** Per TM-15-20
<b>350mA</b>										
04	3,659	B1 U0 G1	4,418	B1 U0 G1	3,359	B1 U0 G1	4,505	B1 U0 G1	1,442	B0 U0 G1
06	5,426	B1 U0 G1	6,551	B1 U0 G1	4,980	B1 U0 G1	6,681	B1 U0 G1	2,138	B1 U0 G1
08	7,234	B2 U0 G1	8,735	B2 U0 G2	6,640	B1 U0 G1	8,908	B2 U0 G2	2,851	B1 U0 G1
10	9,021	B2 U0 G2	10,892	B2 U0 G2	8,281	B2 U0 G2	11,108	B2 U0 G2	3,555	B1 U0 G1
12	10,825	B2 U0 G2	13,071	B2 U0 G2	9,937	B2 U0 G2	13,330	B2 U0 G2	4,266	B1 U0 G1
<b>525mA</b>										
04	5,198	B1 U0 G1	6,270	B1 U0 G1	4,772	B1 U0 G1	6,401	B1 U0 G1	N/A	
06	7,708	B2 U0 G2	9,297	B2 U0 G2	7,076	B2 U0 G1	9,492	B2 U0 G2	N/A	
08	10,278	B2 U0 G2	12,396	B2 U0 G2	9,434	B2 U0 G2	12,656	B2 U0 G2	N/A	
10	12,817	B2 U0 G2	15,458	B2 U0 G2	11,764	B2 U0 G2	15,782	B2 U0 G2	N/A	
12	15,380	B2 U0 G2	18,549	B3 U0 G3	14,117	B2 U0 G2	18,938	B3 U0 G3	N/A	
<b>700mA</b>										
04	6,132	B1 U0 G1	7,400	B2 U0 G1	5,628	B1 U0 G1	7,550	B2 U0 G2	N/A	
06	9,092	B2 U0 G2	10,973	B2 U0 G2	8,346	B2 U0 G2	11,196	B2 U0 G2	N/A	

\* Initial delivered lumens at 25°C (77°F). Actual production yield may vary between -10 and +10% of initial delivered lumens  
 \*\* For more information on the IES BUG (Backlight-Uplight-Glare) Rating visit: <https://www.ies.org/wp-content/uploads/2017/03/TM-15-11BUGRatingsAddendum.pdf>

**Photometry**

All published luminaire photometric testing performed to IES LM-79 standards. To obtain an IES file specific to your project consult: <https://www.creelighting.com/products/outdoor/area/the-edge-round-series/>

**3M**



**RESTL Test Report #: PL09405-001A**  
**ARE-EDG-3M-\*\*-06-E-UL-525-40K**  
**Initial Delivered Lumens: 9,460**

**ARE-EDR-3M-\*\*-10-E-UL-525-40K**  
**Mounting Height: 25' (7.6m) A.F.G.**  
**Initial Delivered Lumens: 16,594**  
**Initial FC at grade**

Type III Medium Distribution										
LED Count (x10)	3000K		4000K		5000K		5700K		TRL	
	Initial Delivered Lumens*	BUG Ratings** Per TM-15-20	Initial Delivered Lumens*	BUG Ratings** Per TM-15-20	Initial Delivered Lumens*	BUG Ratings** Per TM-15-20	Initial Delivered Lumens*	BUG Ratings** Per TM-15-20	Initial Delivered Lumens*	BUG Ratings** Per TM-15-20
<b>350mA</b>										
04	3,928	B1 U0 G1	4,743	B1 U0 G1	3,606	B1 U0 G1	4,837	B1 U0 G1	1,548	B1 U0 G1
06	5,825	B2 U0 G2	7,033	B2 U0 G2	5,347	B2 U0 G2	7,172	B2 U0 G2	2,295	B1 U0 G1
08	7,766	B2 U0 G2	9,377	B2 U0 G2	7,129	B2 U0 G2	9,563	B2 U0 G2	3,060	B1 U0 G1
10	9,685	B2 U0 G2	11,693	B3 U0 G3	8,890	B2 U0 G2	11,925	B3 U0 G3	3,816	B1 U0 G1
12	11,621	B3 U0 G3	14,032	B3 U0 G3	10,667	B3 U0 G3	14,310	B3 U0 G3	4,579	B1 U0 G1
<b>525mA</b>										
04	5,581	B2 U0 G2	6,731	B2 U0 G2	5,122	B2 U0 G2	6,872	B2 U0 G2		N/A
06	8,275	B2 U0 G2	9,981	B3 U0 G3	7,596	B2 U0 G2	10,190	B3 U0 G3		N/A
08	11,034	B3 U0 G3	13,307	B3 U0 G3	10,128	B3 U0 G3	13,586	B3 U0 G3		N/A
10	13,759	B3 U0 G3	16,594	B3 U0 G3	12,630	B3 U0 G3	16,942	B3 U0 G3		N/A
12	16,511	B3 U0 G3	19,913	B3 U0 G3	15,155	B3 U0 G3	20,330	B3 U0 G3		N/A
<b>700mA</b>										
04	6,582	B2 U0 G2	7,944	B2 U0 G2	6,042	B2 U0 G2	8,105	B2 U0 G2		N/A
06	9,761	B2 U0 G2	11,779	B3 U0 G3	8,960	B2 U0 G2	12,019	B3 U0 G3		N/A

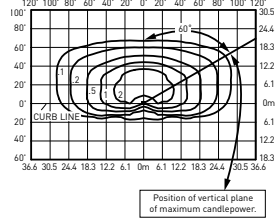
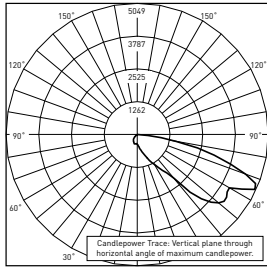
\* Initial delivered lumens at 25°C (77°F). Actual production yield may vary between -10 and +10% of initial delivered lumens  
 \*\* For more information on the IES BUG (Backlight-Uplight-Glare) Rating visit: <https://www.ies.org/wp-content/uploads/2017/03/TM-15-11BUGRatingsAddendum.pdf>

THE EDGE® LED Area Luminaire – Round

**Photometry**

All published luminaire photometric testing performed to IES LM-79 standards. To obtain an IES file specific to your project consult: <https://www.creelighting.com/products/outdoor/area/the-edge-round-series/>

**3MB**



**RESTL Test Report #:** PL10023-001B  
**ARE-EDG-3MB-\*\*-06-E-UL-525-40K**  
**Initial Delivered Lumens:** 7,602

**ARE-EDR-3MB-\*\*-10-E-UL-525-40K**  
**Mounting Height:** 25' (7.6m) A.F.G.  
**Initial Delivered Lumens:** 12,275  
 Initial FC at grade

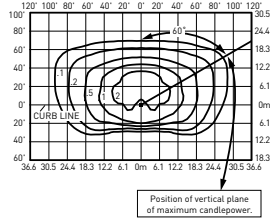
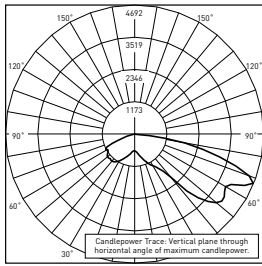
Type III Medium Distribution w/BLS										
LED Count (x10)	3000K		4000K		5000K		5700K		TRL	
	Initial Delivered Lumens*	BUG Ratings** Per TM-15-20	Initial Delivered Lumens*	BUG Ratings** Per TM-15-20	Initial Delivered Lumens*	BUG Ratings** Per TM-15-20	Initial Delivered Lumens*	BUG Ratings** Per TM-15-20	Initial Delivered Lumens*	BUG Ratings** Per TM-15-20
<b>350mA</b>										
04	2,906	B0 U0 G1	3,508	B1 U0 G1	2,667	B0 U0 G1	3,578	B1 U0 G1	1,145	B0 U0 G1
06	4,309	B1 U0 G1	5,202	B1 U0 G1	3,955	B1 U0 G1	5,305	B1 U0 G1	1,698	B0 U0 G1
08	5,745	B1 U0 G2	6,936	B1 U0 G2	5,273	B1 U0 G1	7,074	B1 U0 G2	2,264	B0 U0 G1
10	7,164	B1 U0 G2	8,650	B1 U0 G2	6,576	B1 U0 G2	8,821	B1 U0 G2	2,823	B0 U0 G1
12	8,597	B1 U0 G2	10,380	B1 U0 G2	7,891	B1 U0 G2	10,585	B1 U0 G2	3,387	B1 U0 G1
<b>525mA</b>										
04	4,128	B1 U0 G1	4,979	B1 U0 G1	3,789	B1 U0 G1	5,083	B1 U0 G1	N/A	
06	6,121	B1 U0 G2	7,383	B1 U0 G2	5,619	B1 U0 G2	7,538	B1 U0 G2	N/A	
08	8,162	B1 U0 G2	9,844	B1 U0 G2	7,492	B1 U0 G2	10,050	B1 U0 G2	N/A	
10	10,178	B1 U0 G2	12,275	B1 U0 G2	9,342	B1 U0 G2	12,532	B1 U0 G2	N/A	
12	12,213	B1 U0 G2	14,730	B2 U0 G3	11,211	B1 U0 G2	15,039	B2 U0 G3	N/A	
<b>700mA</b>										
04	4,869	B1 U0 G1	5,876	B1 U0 G2	4,469	B1 U0 G1	5,996	B1 U0 G2	N/A	
06	7,220	B1 U0 G2	8,714	B1 U0 G2	6,628	B1 U0 G2	8,891	B1 U0 G2	N/A	

\* Initial delivered lumens at 25°C (77°F). Actual production yield may vary between -10 and +10% of initial delivered lumens  
 \*\* For more information on the IES BUG (Backlight-Uplight-Glare) Rating visit: <https://www.ies.org/wp-content/uploads/2017/03/TM-15-11BUGRatingsAddendum.pdf>

**Photometry**

All published luminaire photometric testing performed to IES LM-79 standards. To obtain an IES file specific to your project consult: <https://www.creelighting.com/products/outdoor/area/the-edge-round-series/>

**3MP**



**RESTL Test Report #:** PL10097-002B  
**ARE-EDG-3MP-\*\*-06-E-UL-525-40K**  
**Initial Delivered Lumens:** 8,670

**ARE-EDR-3MP-\*\*-10-E-UL-525-40K**  
**Mounting Height:** 25' (7.6m) A.F.G.  
**Initial Delivered Lumens:** 14,548  
**Initial FC at grade**

Type III Medium Distribution w/Partial BLS										
LED Count (x10)	3000K		4000K		5000K		5700K		TRL	
	Initial Delivered Lumens <sup>*</sup>	BUG Ratings** Per TM-15-20	Initial Delivered Lumens <sup>*</sup>	BUG Ratings** Per TM-15-20	Initial Delivered Lumens <sup>*</sup>	BUG Ratings** Per TM-15-20	Initial Delivered Lumens <sup>*</sup>	BUG Ratings** Per TM-15-20	Initial Delivered Lumens <sup>*</sup>	BUG Ratings** Per TM-15-20
<b>350mA</b>										
04	3,444	B1 U0 G1	4,158	B1 U0 G1	3,161	B1 U0 G1	4,240	B1 U0 G1	1,357	B0 U0 G1
06	5,107	B1 U0 G1	6,166	B1 U0 G2	4,687	B1 U0 G1	6,288	B1 U0 G2	2,012	B1 U0 G1
08	6,809	B1 U0 G2	8,221	B2 U0 G2	6,250	B1 U0 G2	8,384	B2 U0 G2	2,683	B1 U0 G1
10	8,491	B2 U0 G2	10,252	B2 U0 G2	7,794	B2 U0 G2	10,455	B2 U0 G2	3,346	B1 U0 G1
12	10,189	B2 U0 G2	12,302	B2 U0 G3	9,352	B2 U0 G2	12,546	B2 U0 G3	4,015	B1 U0 G1
<b>525mA</b>										
04	4,893	B1 U0 G1	5,901	B1 U0 G2	4,491	B1 U0 G1	6,024	B1 U0 G2	N/A	
06	7,255	B2 U0 G2	8,750	B2 U0 G2	6,659	B1 U0 G2	8,933	B2 U0 G2	N/A	
08	9,673	B2 U0 G2	11,667	B2 U0 G2	8,879	B2 U0 G2	11,911	B2 U0 G2	N/A	
10	12,063	B2 U0 G3	14,548	B3 U0 G3	11,072	B2 U0 G2	14,853	B3 U0 G3	N/A	
12	14,475	B3 U0 G3	17,458	B3 U0 G3	13,287	B2 U0 G3	17,824	B3 U0 G3	N/A	
<b>700mA</b>										
04	5,771	B1 U0 G2	6,964	B1 U0 G2	5,297	B1 U0 G1	7,106	B2 U0 G2	N/A	
06	8,557	B2 U0 G2	10,327	B2 U0 G2	7,855	B2 U0 G2	10,537	B2 U0 G2	N/A	

\* Initial delivered lumens at 25°C (77°F). Actual production yield may vary between -10 and +10% of initial delivered lumens  
 \*\* For more information on the IES BUG (Backlight-Uplight-Glare) Rating visit: <https://www.ies.org/wp-content/uploads/2017/03/TM-15-11BUGRatingsAddendum.pdf>.

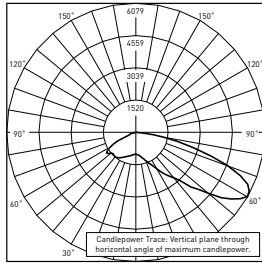


THE EDGE® LED Area Luminaire – Round

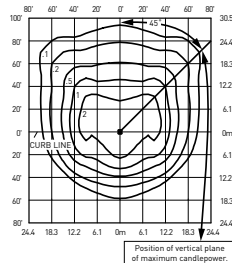
**Photometry**

All published luminaire photometric testing performed to IES LM-79 standards. To obtain an IES file specific to your project consult: <https://www.creelighting.com/products/outdoor/area/the-edge-round-series/>

**4M**



RESTL Test Report #: PL10270-001B  
ARE-EDG-4M-\*\*-06-E-UL-525-40K  
Initial Delivered Lumens: 10,483



ARE-EDR-4M-\*\*-10-E-UL-525-40K  
Mounting Height: 25' (7.6m) A.F.G.  
Initial Delivered Lumens: 17,504  
Initial FC at grade

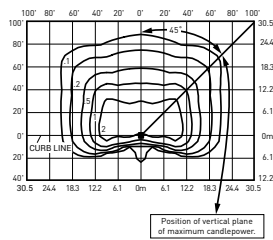
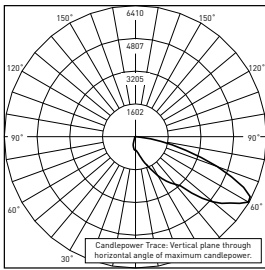
Type IV Medium Distribution										
LED Count (x10)	3000K		4000K		5000K		5700K		TRL	
	Initial Delivered Lumens*	BUG Ratings** Per TM-15-20	Initial Delivered Lumens*	BUG Ratings** Per TM-15-20	Initial Delivered Lumens*	BUG Ratings** Per TM-15-20	Initial Delivered Lumens*	BUG Ratings** Per TM-15-20	Initial Delivered Lumens*	BUG Ratings** Per TM-15-20
<b>350mA</b>										
04	4,143	B1 U0 G1	5,003	B2 U0 G1	3,803	B1 U0 G1	5,102	B2 U0 G1	1,633	B1 U0 G1
06	6,144	B2 U0 G1	7,418	B2 U0 G2	5,640	B2 U0 G1	7,565	B2 U0 G2	2,421	B1 U0 G1
08	8,192	B2 U0 G2	9,891	B2 U0 G2	7,519	B2 U0 G2	10,087	B2 U0 G2	3,228	B1 U0 G1
10	10,215	B2 U0 G2	12,334	B3 U0 G2	9,377	B2 U0 G2	12,578	B3 U0 G2	4,025	B1 U0 G1
12	12,258	B2 U0 G2	14,801	B3 U0 G3	11,252	B2 U0 G2	15,094	B3 U0 G3	4,830	B1 U0 G1
<b>525mA</b>										
04	5,886	B2 U0 G1	7,099	B2 U0 G2	5,403	B2 U0 G1	7,248	B2 U0 G2		N/A
06	8,729	B2 U0 G2	10,527	B2 U0 G2	8,012	B2 U0 G2	10,748	B2 U0 G2		N/A
08	11,638	B2 U0 G2	14,037	B3 U0 G2	10,683	B2 U0 G2	14,331	B3 U0 G2		N/A
10	14,513	B3 U0 G3	17,504	B3 U0 G3	13,322	B3 U0 G2	17,870	B3 U0 G3		N/A
12	17,415	B3 U0 G3	21,004	B3 U0 G3	15,986	B3 U0 G3	21,444	B3 U0 G3		N/A
<b>700mA</b>										
04	6,943	B2 U0 G1	8,379	B2 U0 G2	6,373	B2 U0 G1	8,549	B2 U0 G2		N/A
06	10,296	B2 U0 G2	12,425	B3 U0 G2	9,451	B2 U0 G2	12,678	B3 U0 G2		N/A

\* Initial delivered lumens at 25°C (77°F). Actual production yield may vary between -10 and +10% of initial delivered lumens  
 \*\* For more information on the IES BUG (Backlight-Uplight-Glare) Rating visit: <https://www.ies.org/wp-content/uploads/2017/03/TM-15-11BUGRatingsAddendum.pdf>.

**Photometry**

All published luminaire photometric testing performed to IES LM-79 standards. To obtain an IES file specific to your project consult: <https://www.creelighting.com/products/outdoor/area/the-edge-round-series/>

**4MB**



RESTL Test Report #: PL10023-002B  
 ARE-EDG-4MB-\*\*-06-E-UL-525-40K  
 Initial Delivered Lumens: 7,985

ARE-EDR-4MB-\*\*-10-E-UL-525-40K  
 Mounting Height: 25' (7.6m) A.F.G.  
 Initial Delivered Lumens: 13,185  
 Initial FC at grade

Type IV Medium Distribution w/BLS										
LED Count (x10)	3000K		4000K		5000K		5700K		TRL	
	Initial Delivered Lumens*	BUG Ratings** Per TM-15-20	Initial Delivered Lumens*	BUG Ratings** Per TM-15-20	Initial Delivered Lumens*	BUG Ratings** Per TM-15-20	Initial Delivered Lumens*	BUG Ratings** Per TM-15-20	Initial Delivered Lumens*	BUG Ratings** Per TM-15-20
<b>350mA</b>										
04	3,121	B1 U0 G1	3,768	B1 U0 G1	2,865	B0 U0 G1	3,843	B1 U0 G1	1,230	B0 U0 G1
06	4,628	B1 U0 G1	5,588	B1 U0 G1	4,248	B1 U0 G1	5,698	B1 U0 G2	1,824	B0 U0 G1
08	6,170	B1 U0 G2	7,450	B1 U0 G2	5,664	B1 U0 G2	7,598	B1 U0 G2	2,431	B0 U0 G1
10	7,695	B1 U0 G2	9,291	B1 U0 G2	7,063	B1 U0 G2	9,475	B1 U0 G2	3,032	B1 U0 G1
12	9,233	B1 U0 G2	11,149	B1 U0 G2	8,476	B1 U0 G2	11,370	B1 U0 G2	3,638	B1 U0 G1
<b>525mA</b>										
04	4,434	B1 U0 G1	5,348	B1 U0 G1	4,070	B1 U0 G1	5,460	B1 U0 G1	N/A	
06	6,575	B1 U0 G2	7,930	B1 U0 G2	6,035	B1 U0 G2	8,096	B1 U0 G2	N/A	
08	8,766	B1 U0 G2	10,573	B1 U0 G2	8,047	B1 U0 G2	10,794	B1 U0 G2	N/A	
10	10,932	B1 U0 G2	13,185	B1 U0 G2	10,034	B1 U0 G2	13,461	B2 U0 G2	N/A	
12	13,118	B1 U0 G2	15,821	B2 U0 G3	12,041	B1 U0 G2	16,153	B2 U0 G3	N/A	
<b>700mA</b>										
04	5,230	B1 U0 G1	6,311	B1 U0 G2	4,801	B1 U0 G1	6,440	B1 U0 G2	N/A	
06	7,755	B1 U0 G2	9,359	B1 U0 G2	7,119	B1 U0 G2	9,549	B1 U0 G2	N/A	

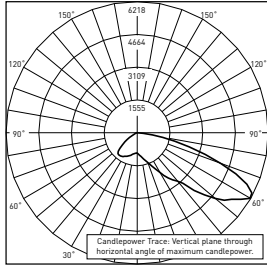
\* Initial delivered lumens at 25°C (77°F). Actual production yield may vary between -10 and +10% of initial delivered lumens  
 \*\* For more information on the IES BUG (Backlight-Uplight-Glare) Rating visit: <https://www.ies.org/wp-content/uploads/2017/03/TM-15-11BUGRatingsAddendum.pdf>

THE EDGE® LED Area Luminaire – Round

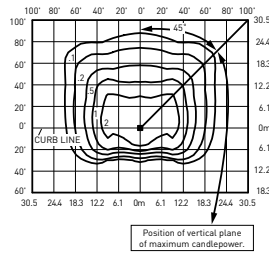
**Photometry**

All published luminaire photometric testing performed to IES LM-79 standards. To obtain an IES file specific to your project consult: <https://www.creelighting.com/products/outdoor/area/the-edge-round-series/>

**4MP**



RESTL Test Report #: PL10097-003B  
 ARE-EDG-4MP-\*\*-06-E-UL-525-40K  
 Initial Delivered Lumens: 9,410



ARE-EDR-4MP-\*\*-10-E-UL-525-40K  
 Mounting Height: 25' (7.6m) A.F.G.  
 Initial Delivered Lumens: 15,458  
 Initial FC at grade

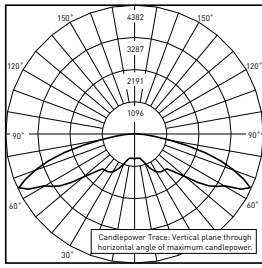
Type IV Medium Distribution w/Partial BLS										
LED Count (x10)	3000K		4000K		5000K		5700K		TRL	
	Initial Delivered Lumens*	BUG Ratings** Per TM-15-20	Initial Delivered Lumens*	BUG Ratings** Per TM-15-20	Initial Delivered Lumens*	BUG Ratings** Per TM-15-20	Initial Delivered Lumens*	BUG Ratings** Per TM-15-20	Initial Delivered Lumens*	BUG Ratings** Per TM-15-20
<b>350mA</b>										
04	3,659	B1 U0 G1	4,418	B1 U0 G1	3,359	B1 U0 G1	4,505	B1 U0 G1	1,442	B1 U0 G1
06	5,426	B1 U0 G1	6,551	B2 U0 G1	4,980	B1 U0 G1	6,681	B2 U0 G1	2,138	B1 U0 G1
08	7,234	B2 U0 G2	8,735	B2 U0 G2	6,640	B2 U0 G1	8,908	B2 U0 G2	2,851	B1 U0 G1
10	9,021	B2 U0 G2	10,892	B2 U0 G2	8,281	B2 U0 G2	11,108	B2 U0 G2	3,555	B1 U0 G1
12	10,825	B2 U0 G2	13,071	B2 U0 G2	9,937	B2 U0 G2	13,330	B2 U0 G2	4,266	B1 U0 G1
<b>525mA</b>										
04	5,198	B1 U0 G1	6,270	B2 U0 G1	4,772	B1 U0 G1	6,401	B2 U0 G1		N/A
06	7,708	B2 U0 G2	9,297	B2 U0 G2	7,076	B2 U0 G2	9,492	B2 U0 G2		N/A
08	10,278	B2 U0 G2	12,396	B2 U0 G2	9,434	B2 U0 G2	12,656	B2 U0 G2		N/A
10	12,817	B2 U0 G2	15,458	B3 U0 G2	11,764	B2 U0 G2	15,782	B3 U0 G2		N/A
12	15,380	B3 U0 G2	18,549	B3 U0 G2	14,117	B2 U0 G2	18,938	B3 U0 G3		N/A
<b>700mA</b>										
04	6,132	B2 U0 G1	7,400	B2 U0 G2	5,628	B1 U0 G1	7,550	B2 U0 G2		N/A
06	9,092	B2 U0 G2	10,973	B2 U0 G2	8,346	B2 U0 G2	11,196	B2 U0 G2		N/A

\* Initial delivered lumens at 25°C (77°F). Actual production yield may vary between -10 and +10% of initial delivered lumens  
 \*\* For more information on the IES BUG (Backlight-Uplight-Glare) Rating visit: <https://www.ies.org/wp-content/uploads/2017/03/TM-15-11BUGRatingsAddendum.pdf>

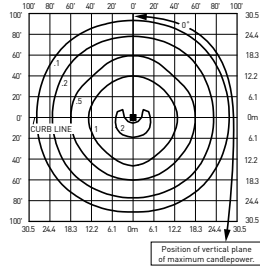
**Photometry**

All published luminaire photometric testing performed to IES LM-79 standards. To obtain an IES file specific to your project consult: <https://www.creelighting.com/products/outdoor/area/the-edge-round-series/>

**5M**



RESTL Test Report #: PL09285-001  
ARE-EDG-5M-\*\*-D6-E-UL-700-40K  
Initial Delivered Lumens: 13,136



ARE-EDR-5M-\*\*-10-E-UL-525-40K  
Mounting Height: 25' (7.6m) A.F.G.  
Initial Delivered Lumens: 18,413  
Initial FC at grade

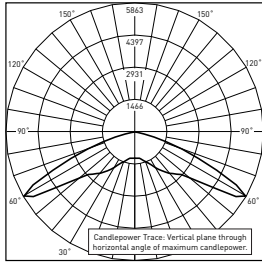
Type V Medium Distribution										
LED Count (x10)	3000K		4000K		5000K		5700K		TRL	
	Initial Delivered Lumens*	BUG Ratings** Per TM-15-20	Initial Delivered Lumens*	BUG Ratings** Per TM-15-20	Initial Delivered Lumens*	BUG Ratings** Per TM-15-20	Initial Delivered Lumens*	BUG Ratings** Per TM-15-20	Initial Delivered Lumens*	BUG Ratings** Per TM-15-20
<b>350mA</b>										
04	4,358	B3 U0 G1	5,262	B3 U0 G1	4,001	B2 U0 G1	5,367	B3 U0 G1	1,717	B1 U0 G1
06	6,463	B3 U0 G1	7,804	B3 U0 G2	5,932	B3 U0 G1	7,958	B3 U0 G2	2,547	B2 U0 G1
08	8,617	B3 U0 G2	10,405	B4 U0 G2	7,910	B3 U0 G2	10,611	B4 U0 G2	3,395	B2 U0 G1
10	10,746	B4 U0 G2	12,975	B4 U0 G2	9,864	B3 U0 G2	13,232	B4 U0 G2	4,234	B3 U0 G1
12	12,895	B4 U0 G2	15,570	B4 U0 G3	11,836	B4 U0 G2	15,878	B4 U0 G3	5,081	B3 U0 G1
<b>525mA</b>										
04	6,192	B3 U0 G1	7,468	B3 U0 G2	5,684	B3 U0 G1	7,625	B3 U0 G2		N/A
06	9,182	B3 U0 G2	11,074	B4 U0 G2	8,428	B3 U0 G2	11,306	B4 U0 G2		N/A
08	12,243	B4 U0 G2	14,766	B4 U0 G2	11,238	B4 U0 G2	15,075	B4 U0 G3		N/A
10	15,267	B4 U0 G3	18,413	B4 U0 G3	14,014	B4 U0 G2	18,799	B4 U0 G3		N/A
12	18,320	B4 U0 G3	22,096	B5 U0 G3	16,816	B4 U0 G3	22,558	B5 U0 G3		N/A
<b>700mA</b>										
04	7,304	B3 U0 G2	8,814	B3 U0 G2	6,704	B3 U0 G2	8,993	B3 U0 G2		N/A
06	10,831	B4 U0 G2	13,070	B4 U0 G2	9,941	B3 U0 G2	13,336	B4 U0 G2		N/A

\* Initial delivered lumens at 25°C (77°F). Actual production yield may vary between -10 and +10% of initial delivered lumens  
 \*\* For more information on the IES BUG (Backlight-Uplight-Glare) Rating visit: <https://www.ies.org/wp-content/uploads/2017/03/TM-15-11BUGRatingsAddendum.pdf>.

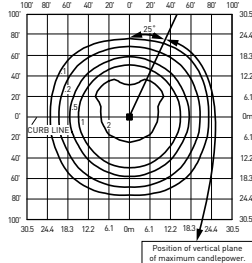
**Photometry**

All published luminaire photometric testing performed to IES LM-79 standards. To obtain an IES file specific to your project consult: <https://www.creelighting.com/products/outdoor/area/the-edge-round-series/>

55



RESTL Test Report #: PL09286-001A  
 ARE-EDG-5S-\*\*-06-E-UL-700-40K  
 Initial Delivered Lumens: 14,123



ARE-EDR-5S-\*\*-10-E-UL-525-40K  
 Mounting Height: 25' (7.6m) A.F.G.  
 Initial Delivered Lumens: 20,459  
 Initial FC at grade

Type V Short Distribution										
LED Count (x10)	3000K		4000K		5000K		5700K		TRL	
	Initial Delivered Lumens*	BUG Ratings** Per TM-15-20	Initial Delivered Lumens*	BUG Ratings** Per TM-15-20	Initial Delivered Lumens*	BUG Ratings** Per TM-15-20	Initial Delivered Lumens*	BUG Ratings** Per TM-15-20	Initial Delivered Lumens*	BUG Ratings** Per TM-15-20
<b>350mA</b>										
04	4,843	B2 U0 G1	5,847	B3 U0 G1	4,445	B2 U0 G1	5,963	B3 U0 G1	1,908	B1 U0 G0
06	7,181	B3 U0 G1	8,671	B3 U0 G1	6,592	B3 U0 G1	8,842	B3 U0 G1	2,830	B2 U0 G0
08	9,575	B3 U0 G1	11,561	B3 U0 G2	8,789	B3 U0 G1	11,790	B3 U0 G2	3,773	B2 U0 G1
10	11,940	B3 U0 G2	14,416	B4 U0 G2	10,960	B3 U0 G2	14,702	B4 U0 G2	4,705	B2 U0 G1
12	14,328	B4 U0 G2	17,300	B4 U0 G2	13,152	B3 U0 G2	17,642	B4 U0 G2	5,646	B3 U0 G1
<b>525mA</b>										
04	6,880	B3 U0 G1	8,298	B3 U0 G1	6,315	B3 U0 G1	8,472	B3 U0 G1	N/A	
06	10,202	B3 U0 G2	12,305	B3 U0 G2	9,365	B3 U0 G1	12,563	B3 U0 G2	N/A	
08	13,603	B3 U0 G2	16,406	B4 U0 G2	12,486	B3 U0 G2	16,750	B4 U0 G2	N/A	
10	16,963	B4 U0 G2	20,459	B4 U0 G2	15,571	B4 U0 G2	20,887	B4 U0 G2	N/A	
12	20,356	B4 U0 G2	24,551	B4 U0 G2	18,685	B4 U0 G2	25,065	B4 U0 G2	N/A	
<b>700mA</b>										
04	8,115	B3 U0 G1	9,793	B3 U0 G1	7,449	B3 U0 G1	9,993	B3 U0 G2	N/A	
06	12,034	B3 U0 G2	14,523	B4 U0 G2	11,046	B3 U0 G2	14,818	B4 U0 G2	N/A	

\* Initial delivered lumens at 25°C (77°F). Actual production yield may vary between -10 and +10% of initial delivered lumens

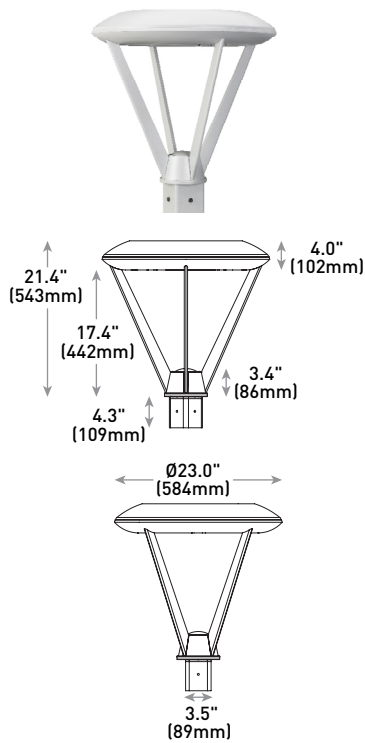
\*\* For more information on the IES BUG (Backlight-Uplight-Glare) Rating visit: <https://www.ies.org/wp-content/uploads/2017/03/TM-15-11BUGRatingsAddendum.pdf>.

**Luminaire EPA**

Post Top Mount – ARE-EDR-R3/R4/R5		
LED Count (x10)	Single R3	Single R4/R5
04	1.81	1.67
06	1.81	1.67
08	1.81	1.67
10	1.81	1.67
12	1.81	1.67

**R4 Mount**

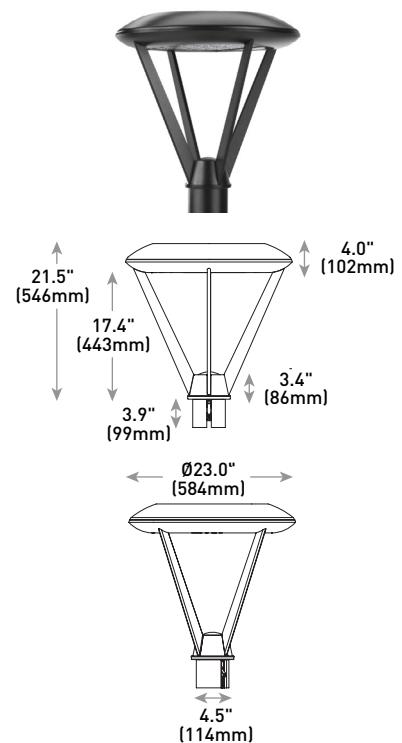
- Fits inside 4" Square Pole



LED Count (x10)	Weight
04	36.2 lbs. (16.4kg)
06	37.6 lbs. (17.0kg)
08	39.3 lbs. (17.8kg)
10	43.0 lbs. (19.5kg)
12	44.8 lbs. (20.3kg)

**R5 Mount**

- Fits inside 5" Round Pole



LED Count (x10)	Weight
04	33.3 lbs. (15.1kg)
06	34.6 lbs. (15.7kg)
08	36.4 lbs. (16.5kg)
10	40.1 lbs. (18.2kg)
12	41.9 lbs. (19.0kg)

**Replacement Kits**

**Light Bars & Driver Replacement Kits**

- To ensure compatibility, please consult factory.