



Catalog # : _____ Project : _____
Prepared By : _____ Date : _____

SFP FS

Field Selectable Edge-lit Panel



Dimmable



Intertek




RoHS COMPLIANT



Clear Connect Wireless



DLC LISTED



OVERVIEW

Lumen Range	3,000 - 5,600
CCT	3500K, 4000K, 5000K
Wattage Range	25 - 45
Efficacy Range (LPW)	104 - 133
Weight lbs (kg)	9.2 - 16.5 (4.1 - 7.4)*

QUICK LINKS

[Ordering Guide](#)[Performance](#)[Photometrics](#)[Dimensions](#)

FEATURES & SPECIFICATIONS

Construction

- Fixture backplate includes integral T-bar clips for installation onto standard 15/16" T-grid ceiling or 9/16" narrow T-grid with optional kit.
- Optional surface mount, flange, and suspended kits available.

Optical System

- Laser etched PMMA Light Guide Plate for uniform lighting
- 120° beam angle provides high vertical illumination.
- Available in 5000K, 4000K and 3500K available in the same unit with selectable switch.
- Minimum CRI of 80.

Electrical

- Preset at 3500K and highest wattage. Selections can be changed in the field.
- 0-10 volt dimming (10% - 100%) standard.
- Standard Universal Voltage (120-277 Vac) Input 50/60 Hz.
- L70 Calculated Life: >50k Hours

- Total harmonic distortion: <20%
- Operating temperature: -25°C to +45°C (-13°F to +113°F)
- Power factor: >.90
- Optional 120v-277v integral battery pack is available. The 90-minute batteries provide constant power to the LED system. A remote test switch/indicator button is installed in the housing for ease of maintenance.

Controls

- Available with AirLink™ Blue. AirLink Blue (ALB) is a low-power wireless Bluetooth mesh control system. ALB provides significant energy savings while ensuring code compliance and security.
- The optional integrated AirLink Blue fixture controller (ALBC) is used to dim the fixture based on motion or daylight levels continually monitored by external ALB sensors
- Available with 3rd party controls. Check out the ordering guide for compatibility.

Warranty

- Complete warranty terms located at: <https://www.lsi-industries.com/resources/terms-and-warranty.aspx>.
- 1 Year warranty on optional Battery Backup. Test regularly in accordance with local codes.**Listings**
- Listed to UL 1598 and UL 8750.
- RoHS Compliant.
- DesignLights Consortium® (DLC) qualified product. Not all versions of this product may be DLC qualified. Please check the DLC Qualified Products List at www.designlights.org/QPL to confirm which versions are qualified.
- Suitable For Damp Locations.





SFP FS - Field Selectable Edge-lit Panel

ORDERING GUIDE

[Back to Quick Links](#)

TYPICAL ORDER EXAMPLE: **SFP24 LED FS UNV DIM**

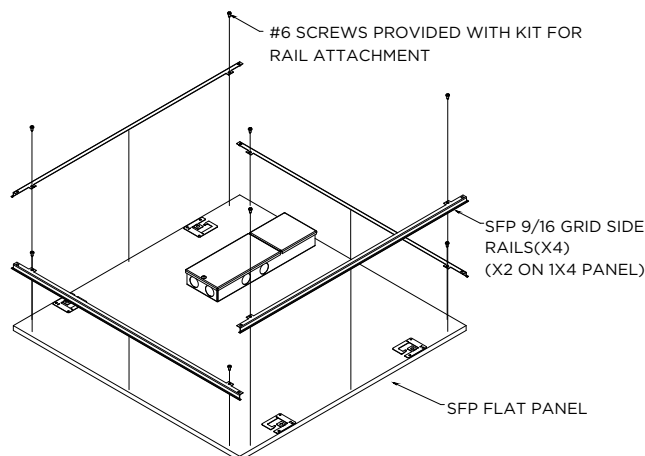
Family	LED Gen	Lumen Package*	Voltage	Dimming	Color Temperature	Options
SFP14 SFP22 SFP24	LED	FS - Field Selectable ^{1, 2}	UNV - Universal Voltage (120V-277V)	DIM - Dims to 10% (0-10v dimming)	Blank - Field Selectable ³ FS Options: 3500K 4000K 5000K	Blank - None ALBC - AirLink™ Blue (ALB) Fixture Controller AVCM - Avi-on IFA integrated wireless controller 5 Amp 120-277VAC EM - 10W Emergency Backup EMCP - 10W Emergency Backup (Plenum rated) FC15D - 6' (5 conductor) #18 Leads (for use in dimming applications) FC16D - 6' (6 conductor) #18 Leads (for use in dimming applications) ⁴

FOOTNOTES:

- 1 - Refer to performance table for delivered lumens based on Wattage/CCT Combination
- 2 - Default setting is highest wattage
- 3 - Default setting is 3500K
- 4 - Only available with EM units




Accessory Ordering Information (Accessories are field installed)

Description	Order Number
Surface-Mount kit	See Frame Kit Table
Suspension-Mount Kit	650324
Flange Kit 2x4	M20028
Flange Kit 2x2	M20027
Flange Kit 1x4	M20026
9/16" Narrow Recessed Grid Kit 2x4	735433
9/16" Narrow Recessed Grid Kit 2x2	735431
9/16" Narrow Recessed Grid Kit 1x4	736096




- REMOVE SCREWS IN BACK OF PANEL THAT ALIGN WITH ATTACHMENT POINTS ON RAILS. USE PROVIDED #6 SCREWS TO SECURE RAILS TO BACK OF PANEL.

Frame Kits for Surface Mount Panels

Item	Part No. & Specification
	Part: SFPSMK24 Dimension: 24.02" x 48.03" x 3" White color finished
	Part: SFPSMK14 Dimension: 12.21" x 48.03" x 3" White color finished
	Part: SFPSMK22 Dimension: 24.02" x 24.02" x 3" White color finished

Hanging Steel Wire for Panels

Item	Part No. & Specification
	Part: SFPACK6 1 set with 6pcs 1.5m steel wire, 6pcs wire lock, 6pcs plastic nails 6pcs screw Use for 1x4 and 2x4 rectangle panel hanging installation

Approved Dimming Controls

Maximum of eight fixtures allowed per dimming circuit.

Manufacturer	Product	Model	Order Number
LSI	0-10V Dimmer	DS10	596066
LSI	Wall Switch Sensor with 0-10V Dimmer	WS10-OS	632700WHT





SFP FS - Field Selectable Edge-lit Panel

PERFORMANCE

[Back to Quick Links](#)

DELIVERED LUMENS*				
2X4	Wattage	CCT	Lumens	LPW
	45W	5000K	5524	121
		4000K	5601	126
		3500K	5117	112
	35W	5000K	4238	126
		4000K	4297	128
		3500K	3926	116
	30W	5000K	3735	129
		4000K	3787	131
		3500K	3460	119

DELIVERED LUMENS*				
1x4	Wattage	CCT	Lumens	LPW
	40W	5000K	4378	109
		4000K	4671	122
		3500K	4326	108
	30W	5000K	3512	117
		4000K	3747	125
		3500K	3470	116
	25W	5000K	3104	124
		4000K	3470	133
		3500K	3068	123

DELIVERED LUMENS*				
2X2	Wattage	CCT	Lumens	LPW
	40W	5000K	4266	107
		4000K	4608	119
		3500K	4277	104
	30W	5000K	3422	114
		4000K	3696	124
		3500K	3431	115
	25W	5000K	3025	118
		4000K	3268	127
		3500K	3033	118

ELECTRICAL DATA*				
SIZE	120V	208V	240V	277V
2X4	0.4A	0.2A	0.2A	0.2A
2X2	0.4A	0.2A	0.2A	0.1A
1X4	0.3A	0.2A	0.2A	0.1A

*Electrical data at 25C (77F). Actual wattage may differ by +/-10%.

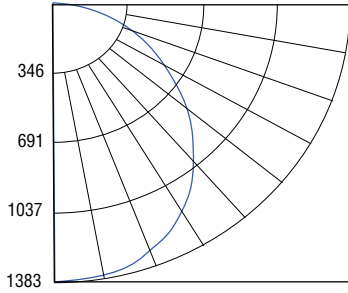
*LED Chips are frequently updated therefore values may increase.





SFP FS - Field Selectable Edge-lit Panel

PHOTOMETRICS

[Back to Quick Links](#)

SFP24 LED FS (4000K and Medium Wattage)

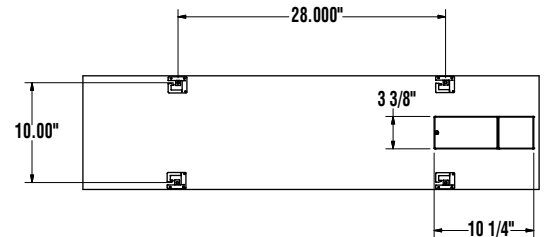
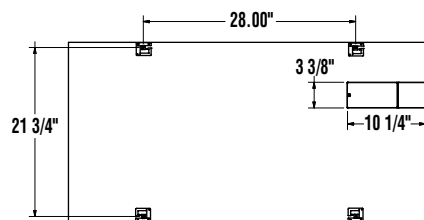
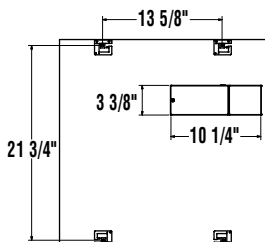
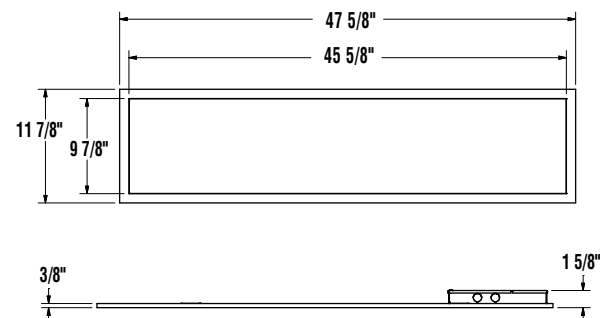
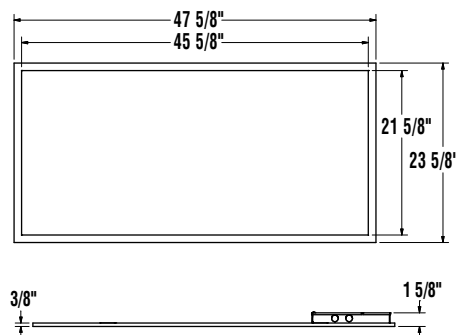
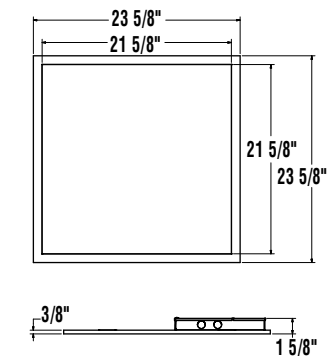
Luminaire photometry has been conducted by a NVLAP accredited testing laboratory in accordance with IESNA LM-79-08. As specified by IESNA LM-79-08 the entire luminaire is tested as the source resulting in a luminaire efficiency of 100%.

See <http://www.lsi-industries.com/products/led-lighting-solutions.aspx> for detailed photometric data.

ZONAL LUMEN SUMMARY

Zone	Lumens	% Luminaire
0-20	509.3	10.5
0-30	1,107.4	22.8
0-40	1,862.4	38.4
0-60	3,494.6	72.1
0-80	4,664.7	96.2
0-90	4,848.5	100.0
10-90	4,719.1	97.3
20-40	1,353.1	27.9
20-50	2,181.1	45.0
40-70	2,317.3	47.8
60-80	1,170.1	24.1
70-80	485.0	10.0
80-90	183.8	3.8
90-180	0.0	0
0-180	4,848.5	100.0

PRODUCT DIMENSIONS

[Back to Quick Links](#)

SFP24 FS	16.53 lbs
SFP22 FS	9.2 lbs
SFP14 FS	9.48 lbs

