



*REFUELING, REIMAGINED*



**R&CS**

REFUELING & CONVENIENCE STORE

## TABLE OF CONTENTS

### OUR STORY

Industry Experience . . . . . 2

### YOUR REFUELING & CONVENIENCE STORE

Illustrated View of Products & Solutions . . . . . 3

### INDUSTRY EXPERTISE

The Complete Solution . . . . . 5

### TECHNOLOGY & INNOVATION

Leading Market Advancement . . . . . 7

### CANOPY LIGHTING

Scottsdale Canopy & Archer Downlighter . . . . . 9

### CANOPY & PUMP GRAPHICS

Branding & Identity Solutions . . . . . 11

### AREA

Mirada & Slice Series Area Lights . . . . . 13

### WALL MOUNT & SOFFIT

Sconce Wall Mount Series & Recessed Downlighting . . . . . 14

### CAR WASH

Special Environment & Enclosed Gasketed Series . . . . . 15

### POLES & CONTROLS

Pole Fabrication & Wireless Control System . . . . . 16

### INTERIOR

Clarity, Triumph & Specialty . . . . . 17

### DECORATIVE LIGHTING

Abolite RLM Series . . . . . 19

### UTILITY & OFFICE

Abolite RLM Series, Opulence & Strip Lighting . . . . . 20

### JSI

Interior Display Solutions . . . . . 21

## OUR STORY

**LSI has been elevating the refueling and convenience store experience since 1976.**

Our very first light fixture was built specifically for use in gas station canopies. Back then, HID lighting was the best thing on the market, but metal halide, high pressure sodium, and mercury vapor dominated.

Although LSI was founded in 1976, our experience with the industry actually stretches back to 1968, when a company called SGI was founded by two former 3M executives. Acquired by LSI in the late 1980s, SGI specialized in fabricated metal and structural graphics, giving the combined company a superior understanding of the industry, and the ability to deliver greater value to clients.

We've come a long way since then, but for a half-century, our connection and contribution to the industry has only strengthened. We're still the foremost experts in canopy lighting, with LED fixtures that have become the standard bearer for their energy efficiency and performance.



# YOUR REFUELING & CONVENIENCE STORE



## **A** CANOPY

Our advanced line of canopy fixtures deliver unparalleled energy-efficiency, serviceability, and visual appeal, brilliantly highlighting the canopy and everything under it, and creating a safe, welcoming atmosphere for you and your customers. Optional Forward Throw optics provide seamless light across the forecourt, increasing safety and boosting store sales.

## **B** AREA LIGHTING

For larger locations, area lighting may be necessary to illuminate the entirety of the site, providing uniform lighting from the parking lot to the store's exterior, and ancillary buildings, such as car washes. Count on our area and wall mounted lighting to get the job done.

## **C** CAR WASH

A popular revenue generator at many locations, the car wash is usually detached from the rest of the buildings on site, necessitating its own light. Our purpose-built fixtures are made to withstand the harsh environment of a car wash for the long haul, making it a popular destination for drivers for years to come.

## **D** C-STORE

Quality lighting is the best form of visual merchandising there is, and many purchasing decisions are driven by impulse. Illuminate your store with our wide variety of interior lighting options. From the front door to the beer cave, we've got you covered.

# INDUSTRY EXPERTISE

## There are nearly 150,000 refueling stations in the United States.

Nearly half of them are illuminated by us or wear our graphics. So when we say we know the industry, we mean it, and we know what's required to compete in today's market. We understand the issues operators must contend with, and what it takes to attract and retain customers in a hyper competitive environment.

Our ties with the industry run deep, but we don't rely on our history to drive our future. We talk with major brands and operators every day to learn about their problems and how we can help address them. It's why we developed our Forward Throw optic, solving the problem of dimly lit forecourts. It informed our development of lighting control systems. When operators were having issues with car doors denting their fuel dispensers and damaging the graphics, we fixed that, too.



## THE COMPLETE SOLUTION

**We're more than just lighting.** We've been a partner in the evolution of refueling and convenience stores, with complete solutions and services for the whole site.

**That's what we do.**

Major brands as well as small operators have put their trust in us for decades, and you can too.



### Lighting Solutions

That entice and invite customers.



### Graphics

That advance your brand and foster customer engagement.



### Custom Displays

Beautiful, custom made food and beverage displays that turn a convenience store into a destination.

Others may imitate, but LSI is the original trailblazer in lighting and graphics for the refueling and convenience store industry.



# TECHNOLOGY & INNOVATION

LSI has been a technology forward company from the very beginning, and our relentless pursuit of pioneering innovations continues to set us apart from the competition today. Our solutions-based advancements have led to sweeping improvements in safety, energy efficiency, and brand equity for refueling and convenience stores across the country.

Our drive to innovate is rooted in our desire to find simple solutions to common problems. We're constantly searching for groundbreaking ways to support refueling and convenience stores, from a single location to a few thousand. We've been reimagining the industry for a half-century, and we're not done yet.

We were early to market with LED canopy fixtures. We were first to develop fixtures with drivers accessible below the canopy. We designed all our fixtures to be controls agnostic and can even install third party systems from the factory floor, but we also developed our own system tailored specifically for refueling stations. As locations began looking for ways to reduce their energy consumption and carbon footprint, we collaborated with solar companies and installers on the installation of solar panels on canopies, car washes, and C-stores.

No matter the obstacle, LSI has the solution.



BEFORE

AFTER

One of the foremost concerns for operators is how to adequately light the forecourt—the area between the canopy and store. Our solutions-based advancements led to the development of Forward Throw distribution, which solves this problem by illuminating the forecourt using light from the canopy, eliminating the need for additional lights and poles, or blinding flood lights mounted atop the canopy or C-store. In addition to saving you time and money, a brightly lit forecourt invites customers into the store, resulting in increased revenues.

# CANOPY LIGHTING

**Our state-of-the-art Scottsdale canopy fixtures are the leader in modern canopy lighting, delivering the ultimate in energy efficiency, light distribution, and reliability.** With customizable lumen packages, control options, and more, Scottsdale fixtures bring unparalleled performance.

One of the foremost concerns for operators is how to adequately light the forecourt—the area between the canopy and store. Available Forward Throw distribution illuminates the forecourt using the light from the canopy, eliminating the need for additional lights and poles, or blinding flood lights mounted atop of the canopy.

**Don't settle for anything less!**



## SCOTTSDALE VERTEX

Canopy Luminaire (SCV)

- 9,000 - 23,000 Lumens



## SCOTTSDALE LEGACY

Ultra-slim Canopy Luminaire (CRUS)

- 5,000 - 22,000 Lumens



## SCOTTSDALE SCM

Special Environment Luminaire (SCM)

- 7,000 - 20,000 Lumens



## ARCHER

Canopy Lighting System (ARCH)

- 500 Lumens per foot
- The Archer Downlighter is designed for seamless mounting on the canopy fascia, producing an artful illumination of the canopy perimeter.



### Scottsdale Vertex SCV/Legacy CRUS/SCM and Archer Downlighter

With three different fixtures, the esteemed Scottsdale family of canopy lights offers a variety of high-end features in a sleek, low-profile design, including Forward Throw distribution, serviceability from above and below the canopy, and unequalled energy efficiency

ALL FIXTURES MEET IP66 AND CLASS 1 DIVISION 2 RATINGS.

# CANOPY & PUMP GRAPHICS

**There's more to a convenience store and refueling canopy than meets the eye.** Every store and canopy represents a marketing opportunity, a chance to present your brand at its best and appeal to customers.

With over 50 years of experience, LSI remains the unparalleled leader in graphics for the refueling and convenience store industry. No convenience store, refueling canopy, or fuel dispenser is the same. A single fuel dispenser can have hundreds of SKUs for the various graphic and marketing elements required. The canopy overhead a hundred more, with varying shapes and heights across hundreds or thousands of sites.



## Building Cladding

Custom designs for C-store and canopy



## Illuminated Signage

Turn an average sign into a marketing opportunity



## Branded Graphics

Expertly crafted graphics that adhere to brand standards



## Installation

We ensure everything is installed to spec



**3D Forms**  
Slate Elements

**Canopy Fascia**  
LED Illumination

**Under Canopy**  
LED Fixtures

**ACM Fascia**  
Printed Graphics

**Channel Letters**  
LED Illumination

**Metal Flag Signs\***  
Printed Graphics

**Metal Door\***  
Logo Graphics

**Dispenser Graphics**  
Branded Overlays and Regulator Decals

**Metal Valance Numbers\***  
Logo Graphics

**Metal Risers**  
Powder-coated

**Metal Valance\***  
Logo Graphics

Accordingly, our graphics solutions consist of far more than a simple print run.



Every store and canopy represents a marketing opportunity, a chance to present your brand at its best and appeal to customers.

\*POWDER-COATED.

# AREA

Bathing an entire site with uniform light usually requires an assist from area lighting around the perimeter. Reliable, modern, and ultra-efficient, our Mirada and Slice series area lights are the ideal solution.

Versatile enough to meet the needs of any location, no matter the size, placement, or photometric requirements, they are available in numerous configurations and compatible with AirLink Blue wireless controls, delivering the ultimate flexibility.



**MIRADA MEDIUM AREA**  
Outdoor Area Light (MRM)  
• 7,000 – 48,000 Lumens



**SLICE MEDIUM AREA LIGHT**  
Outdoor Area Light (SLM)  
• 9,000 – 48,000 Lumens

# WALL MOUNT & SOFFIT

Wall mounted luminaires are another essential source of light, providing supplemental illumination in less heavily trafficked areas of the store, such as rear delivery areas and exterior doors.

In addition to enhancing safety and security around the store, wall mounted fixtures complement the aesthetic of any store and produce maximum light uniformity.



**MIRADA SMALL WALL**  
Outdoor Wall Sconce (XWS)  
• 2,000 – 6,000 Lumens



**TRADITIONAL WALL PACK**  
Commercial Wall Mount (TLWP)  
• 5,000 – 11,000 Lumens



**ARCHER**  
Canopy Lighting System (ARCH)  
• 500 Lumens per foot



**SOFFIT LIGHT**  
Recessed Downlighting (XSPS)  
• 4,000 – 8,000 Lumens

ALL FEATURE TYPE 2, 3, 5W, FT DISTRIBUTIONS.



# CAR WASH

**It's an understatement to say that a car wash is an incredibly harsh environment.**

Lighting one thus presents some unique challenges, but our SCM SE and EG3 fixtures were purposefully designed and tested to withstand just such an environment.



## SCOTTSDALE SCM SE

Special Environment Luminaire (SCM SE)

7,000 - 20,000 Lumens



## EG3 SERIES

Enclosed and Gasketed Linear Fixture

4,400 - 13,000 Lumens

**With an epoxy primer and corrosion resistant polyester finish, the SCM SE is built to be long lasting. The EG3 features a high-impact fiberglass reinforced housing and molded acrylic lens with a liquid tight seal and can be wall or ceiling mounted.**

# POLES & CONTROLS

**Our exclusive controls seamlessly integrate with any lighting project and can meet the most rigorous of regulatory requirements.** With a suite of multiple offerings and adaptable features, there's a controls solution to match every need. They're also effortless to use, with independent wireless control and near-infinite flexibility, all managed from an iPhone or Android based app.

With a full line of aluminum and steel poles, available in a variety of shapes and heights, LSI poles are custom fabricated with customizable drilling patterns and banner arm attachments, making for boundless configuration options. With optional DuraGrip® Plus coating, our poles are unmatched in their corrosion resistance and durability.



## POLE FABRICATION

Square, round, and round tapered

- Square - 4, 5, and 6"
- Round - 4 and 5"
- Tapered - 4 and 5"
- Direct Burial available for square and round 4" and 5" poles

## AIRLINK BLUE

Wireless Control System (ALB)

- Outdoor and indoor lighting applications
- Integrated fixture sensor modules
- Bluetooth mesh network
- Web and mobile app enabled

## POLE HEIGHTS

| SQUARE    | ROUND TAPERED | ROUND     |
|-----------|---------------|-----------|
| 14' - 39' | 20' - 39'     | 10' - 39' |



BANNER ARMS ATTACHMENT AVAILABLE.

POWERED BY LSI'S **AirLink Blue**

# INTERIOR

It's what's inside that counts—exterior lighting gets them in the parking lot, but interior lighting gets them in the store.

From the beer cave to the front counter, good lighting is the foundation of visual merchandising. From the ubiquitous troffer and flat panel to linear and accent applications, and everything in between, LSI offers an endless number of form factors and light output configurations for any preference or aesthetic.



**FIELD-SELECTABLE TROFFER**  
Clarity®-Series (CLRT)  
2,800 - 5,500



**CONTINUOUS UP/DOWN LINEAR**  
Clarity®-Series (CLRL)  
4,800 - 9,800




**FIELD-SELECTABLE MULTIPURPOSE LINEAR**  
Clarity®-Series (CLRM)  
2,050 - 4,600



**FIELD-SELECTABLE TROFFER**  
Triumph (TRI)  
• 2,000 - 5,500



**EXPANSIVE TROFFER**  
Cavity Recessed (ASC)  
• 2,000 - 7,000  
• Direct/indirect ambient lumination



**DECORATIVE DISPLAY**  
Linear Sign/Wall Washer (LXW2)  
• 1,500 - 4,000



**REMODEL DOWNLIGHT**  
Architectural Round Series (LADR)  
• 1,000 - 5,000



**RETROFIT DOWNLIGHT**  
Commercial and Residential (PDL6K)  
• 800 - 900

# DECORATIVE LIGHTING

Abolite and Opulence luminaires are the only way to go when architectural sophistication and style are a must.

From the classic to the contemporary, the Abolite and Opulence lineups have it all, with endless design and color options to enhance the aesthetics of any space.

## OPULENCE DECORATIVE LUMINAIRES

3,000 - 14,000 Lumens



Pendant (OPS PD)



Surface Mount (OPS SD)



# UTILITY & OFFICE


Backrooms such as storage spaces, offices, and refrigerated areas require a slightly different kind of lighting.

But when cost effectiveness must be considered in tandem with managing energy costs, these fixtures are the preferred solution, making themselves at home in any setting.



## ABOLITE RLM SERIES

1,250 - 1,700 Lumens



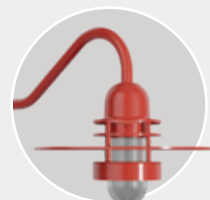
Deep Bowl (BD)



Standard Dome (RD)



Angled Reflector (AD)



Bristol (BTL)

## ADVANTAGE STRIP LIGHT

4,000 - 13,000 Lumens



EG3



EGA

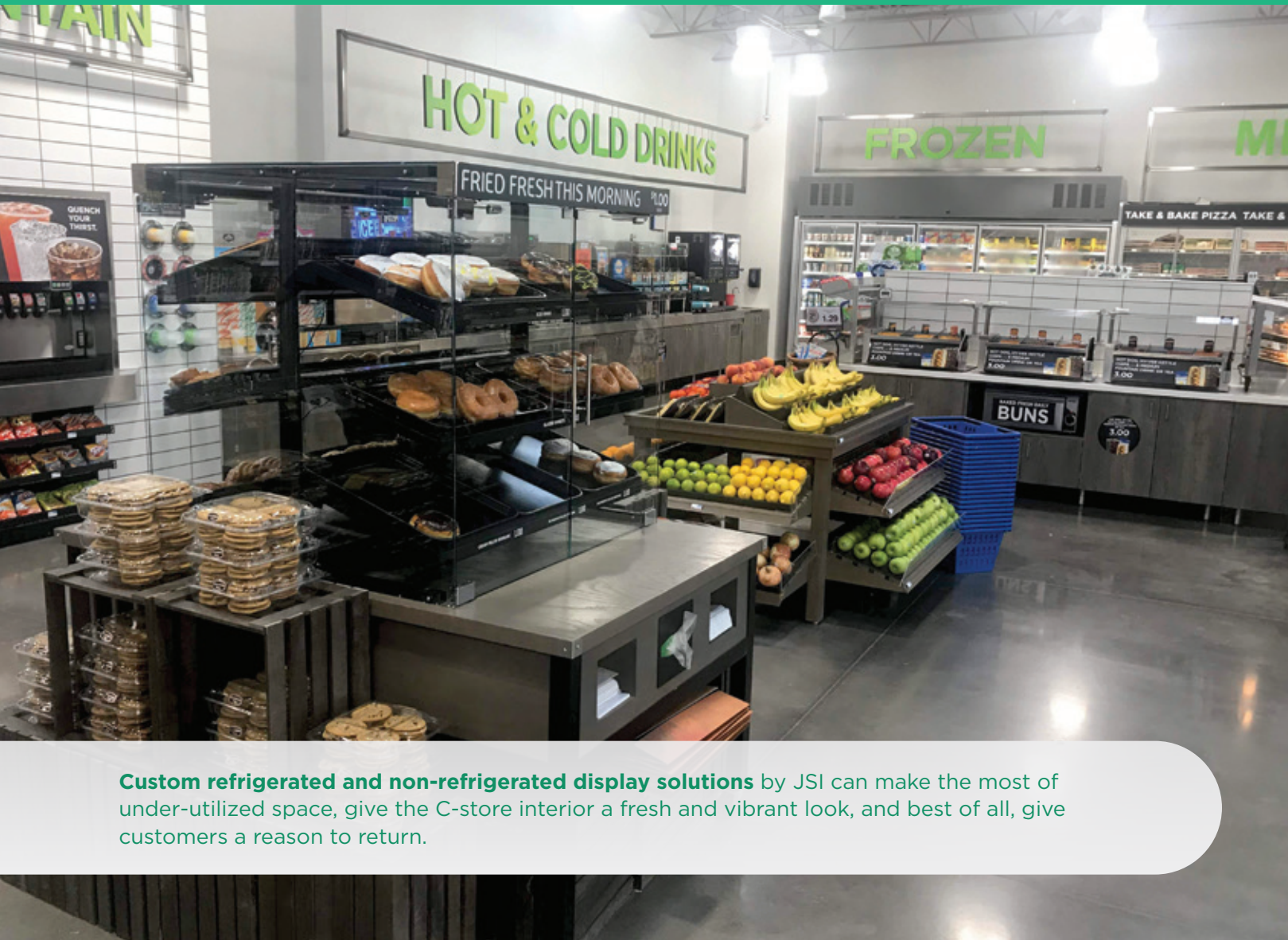


AST

# JSI

**Donuts, fruits and vegetables, frozen and prepared foods, artisan coffee, and so much more.** Convenience stores seem to have it all these days, and we can help you merchandise it. If a customer can skip the grocery store on the way home and pick up a few necessities at the local convenience store instead, they will. It's in the name—it's just more convenient. Many C-stores have started to figure this out, which is why they now offer fresh produce and other items.

But customers don't want a stale-looking bag of bread on the bottom of a dusty shelf. Today's discerning consumers want the look and feel of a grocery store without the hassle. JSI believes in the power of fresh, and we've been building beautiful, custom-made display solutions for the grocery and C-store industry for over 25 years.

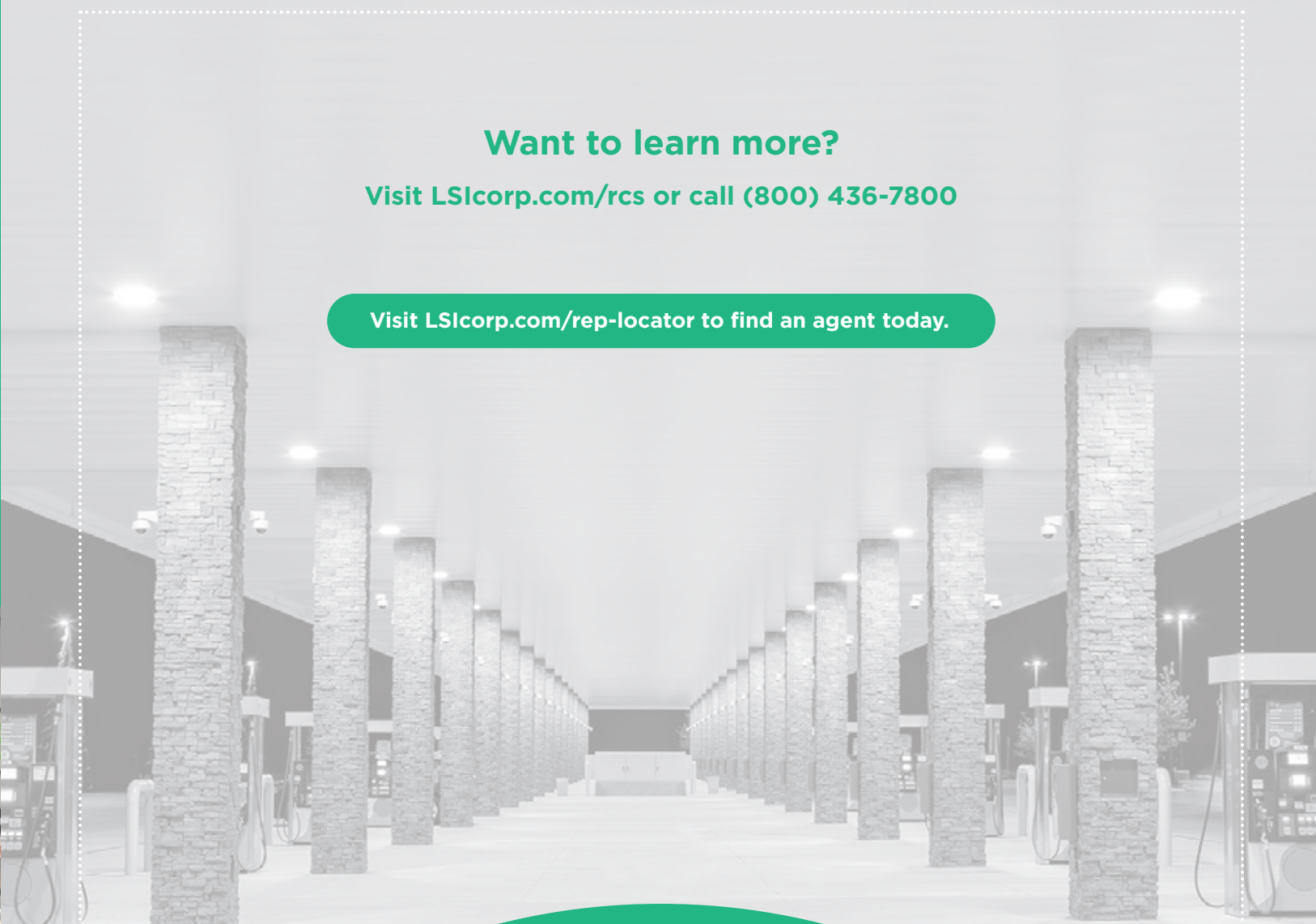


**Custom refrigerated and non-refrigerated display solutions** by JSI can make the most of under-utilized space, give the C-store interior a fresh and vibrant look, and best of all, give customers a reason to return.

**Want to learn more?**

Visit [LSIcorp.com/rcs](https://www.lsi-corp.com/rcs) or call (800) 436-7800

Visit [LSIcorp.com/rep-locator](https://www.lsi-corp.com/rep-locator) to find an agent today.



**REFUELING, REIMAGINED**



LSIcorp.com/rcs | (800) 436-7800



LSI Industries Inc. 10000 Alliance Rd. Cincinnati, OH 45242  
©2022 LSI Industries Inc. All Rights Reserved.

MKVT1098.E.0522