PRECAST CONCRETE LIGHT POLE BASES

Set the base. Set the pole. Skip the wait.



Factory-Cured Precast Light Pole Bases

Ready to set the day they arrive. Fewer field hours, no cure time, no winter pours.

65% Fewer Field Hours

Set in 2.5 hours vs. 7+ hours to form and pour. Less is more.

Zero Weather Days

Plant-cured concrete eliminates on-site heaters, blankets, accelerators, and rain-outs.

Same-Day Pole Mounting

Set, backfill, and mount the pole same-day. Zero cure lag waiting for wet concrete.

Factory Set

Precise and consistent. Bolt patterns, elevations and conduit entries verified before transit. Drop-in ready on arrival.

PRICE THE JOB.

Not the base.

Built to Cut Costs

Reduce timeline and labor costs by a substantial margin to dramatically lower your project overhead.

2+ weeks wait time + ~200 man-hours onsite = 13% total project savings

*Illustrative purposes only, based on averages of poured in place bases vs. LSI precast bases.

Precast vs. Cast-in-Place Side-by-Side Comparison

Sample Work Order: 24 Bases in Northern Ohio, Winter Season, Two Possible Options for Pole Bases

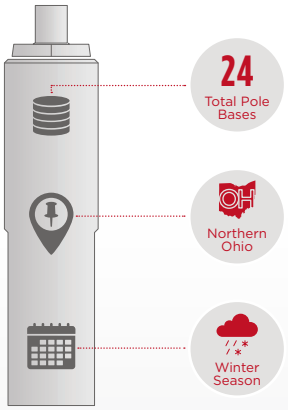

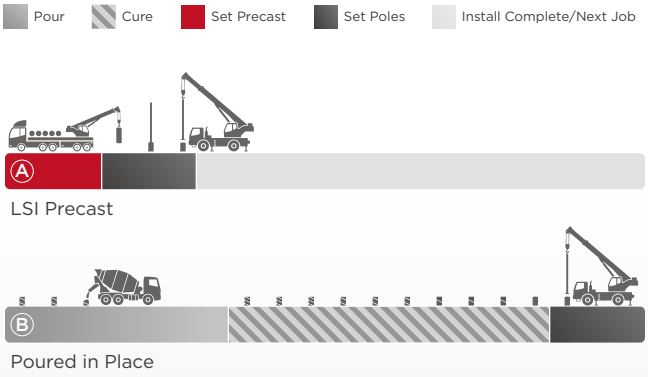

2+ weeks wait time

~200 man-hours onsite

13% total project savings

Project Variables • Worksite Timeline for Pole Base Options (A) vs. (B) • Outcome Difference

Where Precast Pays Off Most

- Wet, sandy or caving ground
- Markets with high labor rates
- Cold-weather months
- Small orders hit with short-load fees
- Firm opening or occupancy dates

Standard and Custom Availability

Standard 18", 24" and 30" diameters with custom sizes made to order.

Adjustable Anchoring System Built in

Compatible with 7.5 to 13.5 inch bolt circle diameters, utilizing LPB™ Universal Light Pole Base technology for flexibility, eliminating custom ordering and onsite modifications.

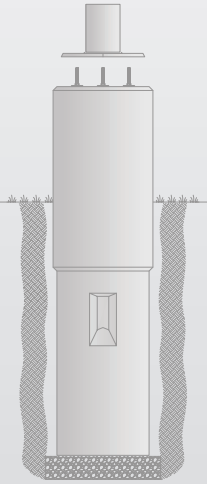

Bottom Line

Don't price the base. Price the job.

The true cost of a light pole base isn't a single line on the invoice. Final cost includes:

1. Crew hours
2. Cure days
3. Weather delays
4. Return trips

Precast cuts every one of them, so your crew gets off site sooner and on to the next paying job.

Base Calculator

Start here to find the right base for your job.

Step 1
Match Your Specifications

Step 2
Position and Align

Step 3
Secure and Mount

Reach out to your LSI Agent or Quotes Representative for more information.

(513) 793-3200 | (800) 436-7800 | LSIcorp.com/lighting