Catalog # : _____ Project : _____ Type : _____

Prepared By : _____ Date : _____

8" LED Commercial Downlight (LCD8)

New Construction



OVERVIEW	
Lumen Package (lm)	1,150 - 4,250
Wattage Range (W)	14 - 42
Efficacy Range (LPW)	95 - 115
Weight lbs (kg)	9.25 (4.2)

QUICK LINKS

Ordering Guide | Performance | Photometrics | Dimensions

FEATURES & SPECIFICATIONS

Construction

- Designed for use in non-insulated ceiling where insulation must be kept a minimum of 3" from the fixture.
- Junction box listed for (8) #12 AWG (four in, four out) 90°C conductors and thru branch wiring.
- Junction box contains (5) 1/2" knockouts with trade pry-out slots and (4) Romex cable clamp knockouts.
- Frame accomodates up to 1/2" ceiling thickness. Standard 24" nailer bars ship with each unit and field installed.

Optical System

- LED source provides superior lumen output with maximum visual comfort.
- Tailored spot, narrow flood, flood and wide flood beam optics designed for glare free illumination.
- Choice of flanged or flangeless spun reflector utilizing heavy gauge highly reflective diffuse anodized aluminum to deliver low glare, even illumination of the space.
- Reflectors are retained with three retention clips holding the flange tight to the finished ceiling surface.
- Minimum CRI of 80.

Electrical

- High-performance driver features over-voltage, under voltage, short-circuit and over temperature protection.
- 0-10 volt dimming (1% - 100%) standard.
- Standard Universal Voltage (120-277 Vac) Input 50/60 Hz.
- L70 Calculated Life: > 50k Hours projected @ 25°C per IESNA TM-21-11.
- Total harmonic distortion: <20%
- Power factor: >.90
- Input power stays constant over life.
- Driver can be accessed from below plenum for servicing.
- High-efficacy LEDs with integrated circuit board mount directly to an extruded aluminum heatsink to maximize heat dissipation and promote long life.
- Remote Emergency Battery (120-277V) field installed is available to meet critical life safety lighting requirements. The 90-minute battery provides 7.8 watts constant power to the LED system, ensuring code compliance.To calculate light output during emergency mode(EM battery 7.8 watts x LPW of fixture being powered - see spec sheet). Detailed wiring diagram and installation instructions located on website.

Installation

- Accommodates ceiling thickness up to 0.5".
- 24" nailer bars provide stability and support for installation on joists, T-Grid and suspended ceilings.
- Housings can be positioned at any point within the 24" joist span.
- Score lines allow adjustments for 12" joists without tools.
- New construction rough-in kits available. See Accessory ordering information.

Warranty

- LSI luminaires carry a 5-year limited warranty. Refer to https://www.lsicorp.com/resources/terms-conditions-warranty/ for more information.
- 1 year warranty on optional Emergency Battery. Test regularly in accordance with local codes.

Listings

- CSA Listed to UL 1598 and UL 8750 standards for 25°C Ambient applications
- RoHS Compliant.
- EMI/RFI compliant with FCC 47CFR Part 15 Class B Consumer limits and Class A Commercial & Industrial.
- Damp location rated
- Title 24 Compliant.

©LSI Industries Inc. All Rights Reserved. Specifications and dimensions subject to industry standard tolerances. Specifications subject to change without notice.

8" LED Commercial Downlight (LCD8) New Construction

Type : _____

Have questions? Call us at (800) 436-7800

ORDERING GUIDE

Back to Quick Links

TYPICAL ORDER EXAMPLE: LCD8 LED 25L UNV DIM1 35 NF TR8R HAZ

Prefix	Light Source	Lumen Package	Voltage	Driver	Color Temperature	CRI	Beam Optics[6]
LCD8 - 8" New Construction[4]	**LED**	**14L** - 1,400 Lumens **25L** - 2,500 Lumens **32L** - 3,200 Lumens **42L** - 4,200 Lumens	**UNV** - 120 - 277V	**DIM1** - Dims to 1% (0-10V dimming)	**35** - 3500K **40** - 4000K	**Blank** - 80 CRI	**SP** - Spot **NF** - Narrow Flood **FL** - Flood **WF** - Wide Flood

	Reflector	Finish	Frame Options
Self-flanged	**TR8R** - Open Reflector	**SF HAZ** - Haze semi- diffused	**Blank** - Full Fixture (new construction rough-in kit included) **LF** - Less Frame (no rough-in kit)
		SF SPC - Specular clear	
	TR8RWW - Wall Wash[2]	**SF HAZ** - Haze semi- diffused	
Flangeless (Ships standard w/ white plastic trim ring)	**TR8R** - Open Reflector	**HAZ** - Haze semi-diffused, white trim ring	
		SPC - Specular clear, white trim ring	
	TR8RWW - Wall Wash[2]	**HAZ** - Haze semi-diffused, white trim ring	
	R8RL - Regressed Lens[1]	**HAZ** - Haze semi-diffused reflector w/ specular clear regressed lens and white trim ring	
		SPC - Specular clear refector w/ specular clear regressed lens and white trim ring	

Need more information?
Click here for our glossary

Have additional questions?
Call us at (800) 436-7800

ACCESSORY ORDERING INFORMATION

Part Number	Description
616105	WH - White metal trim ring (only compatible with flangeless trims)
778196	Remote Mount Battery
786277	Remote Battery with Grid Mount Kit
640196	New Construction Rough-in Kit 1-pack
640195	New Construction Rough-in Kit 2-pack

CONTROLS INFORMATION

Click here to learn more details about AirLink Blue

1 Regressed lens trims are wet location listed. All other trims are rated for damp location.
2 TR8RWW wall wash reflector comes with 40° integrated optic; additional beam optics not compatible
3 TR8RFL frosted floating lens comes with integrated white metal trim; accessory white metal trim ring not required)
4 Housing can ship ahead of the light engine and reflector
5 90 CRI requires 55 day leadtime & 100 MOQ; Consult Factory
6 Refer to IES Files for Beam Spread.

©LSI Industries Inc. All Rights Reserved. Specifications and dimensions subject to industry standard tolerances. Specifications subject to change without notice.

PERFORMANCE

Back to Quick Links

DELIVERED LUMENS*						
Lumen Package	Distribution	3500K CCT		4000K CCT		Wattage
		Delivered Lumens	Efficacy	Delivered Lumens	Efficacy	
14L	SP	1489	106.4	1489	106.4	14
	NF	1463	104.5	1463	104.5	
	FL	1450	103.6	1450	103.6	
	WF	1376	98.3	1376	98.3	
25L	SP	2576	117.1	2576	117.1	22
	NF	2531	115.0	2531	115.0	
	FL	2508	114.0	2508	114.0	
	WF	2380	108.2	2380	108.2	
32L	SP	3375	105.5	3375	105.5	32
	NF	3316	103.6	3316	103.6	
	FL	3285	102.7	3285	102.7	
	WF	3118	97.4	3118	97.4	
42L	SP	4328	103.0	4328	103.0	42
	NF	4252	101.2	4252	101.2	
	FL	4213	100.3	4213	100.3	
	WF	3998	95.2	3998	95.2	

*Electrical Data at 25C (77F)/ Actual Wattage may differ +/-10%

ELECTRICAL DATA (AMPS)*				
Lumen Package	120V	208V	240V	277V
14L	0.12	0.07	0.06	0.05
25L	0.18	0.11	0.09	0.08
32L	0.27	0.15	0.13	0.12
42L	0.35	0.20	0.18	0.15

*LED Chips are frequently updated therefore values may change.
Data is based on Haze Reflector.

©LSI Industries Inc. All Rights Reserved. Specifications and dimensions subject to industry standard tolerances. Specifications subject to change without notice.

8" LED Commercial Downlight (LCD8) New Construction

Type : _____

Have questions? Call us at (800) 436-7800

PHOTOMETRICS

Back to Quick Links

Luminaire photometry has been conducted by a NVLAP accredited testing laboratory in accordance with IESNA LM-79-08. As specified by IESNA LM-79-08 the entire luminaire is tested as the source resulting in a luminaire efficiency of 100%.

See the individual product page on https://www.lsicorp.com/ for detailed photometric data.

LCD8-LED-25L-35-SP-TR8R-SF-HAZ

Lumens: 2,576
Watts: 22.4
Efficacy: 115

ZONAL LUMEN SUMMARY		
Zone	**Lumens**	**%Fixture**
0-10	781	30.3%
10-20	772	30.0%
20-30	588	22.8%
30-40	388	15.1%
40-50	40	1.5%
50-60	6	0.2%
60-70	1	0.0%
70-80	1	0.0%
80-90	0	0.0%
90-100	0	0.0%
0-180	2,576	100.0%

CANDELA TABLE	
Degree Vertical	**Candela**
0	11,459
5	9,884
10	5,312
15	2,573
20	1,647
25	1,272
30	1,023
35	700
40	146
45	37
50	15
55	5
60	2
65	1
70	1
75	1
80	0
85	0
90	0

Polar Candela Distribution

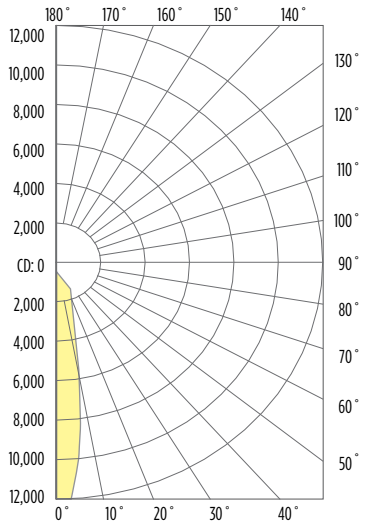

Illuminance at a Distance

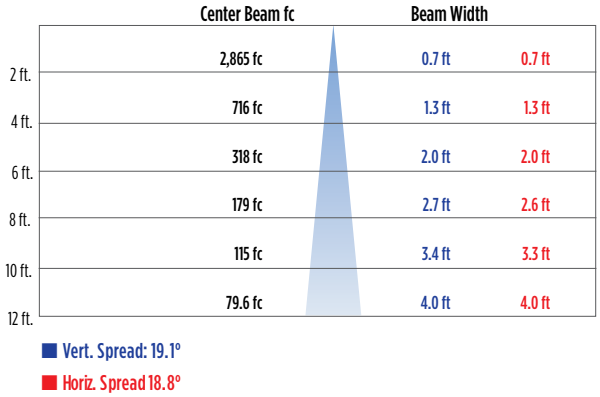

LCD8-LED-25L-35-NF-TR8R-SF-HAZ

Lumens: 2,531
Watts: 22.4
Efficacy: 113

ZONAL LUMEN SUMMARY		
Zone	**Lumens**	**%Fixture**
0-10	445	17.6%
10-20	830	32.8%
20-30	733	29.0%
30-40	454	17.9%
40-50	60	2.4%
50-60	7	0.3%
60-70	1	0.0%
70-80	1	0.0%
80-90	0	0.0%
90-100	0	0.0%
0-180	2,531	100.0%

CANDELA TABLE	
Degree Vertical	**Candela**
0	5,235
5	5,002
10	4,057
15	2,968
20	2,127
25	1,565
30	1,189
35	821
40	203
45	63
50	23
55	5
60	1
65	1
70	1
75	0
80	0
85	0
90	0

Polar Candela Distribution

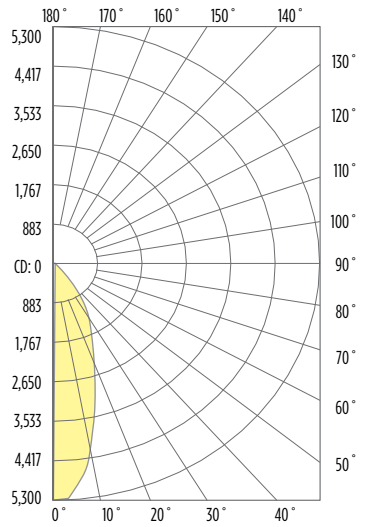

Illuminance at a Distance

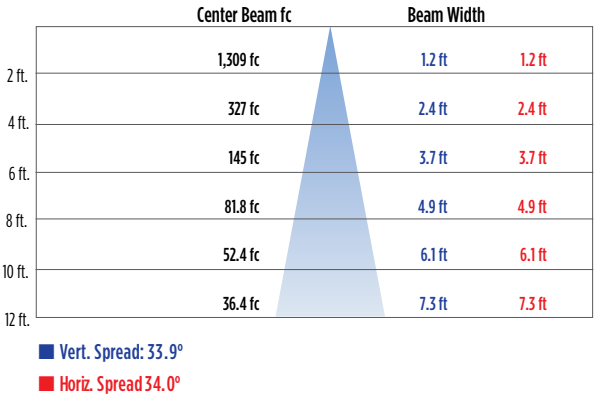

©LSI Industries Inc. All Rights Reserved. Specifications and dimensions subject to industry standard tolerances. Specifications subject to change without notice.

8" LED Commercial Downlight (LCD8) New Construction

Type : _____

Have questions? Call us at (800) 436-7800

PHOTOMETRICS

Back to Quick Links

LCD8-LED-25L-35-FL-TR8R-SF-HAZ

Lumens: 2,509
Watts: 22.4
Efficacy: 112

ZONAL LUMEN SUMMARY		
Zone	**Lumens**	**%Fixture**
0-10	302	12.60%
10-20	764	30.5%
20-30	820	32.7%
30-40	520	20.7%
40-50	90	3.6%
50-60	10	0.4%
60-70	1	0.1%
70-80	1	0.0%
80-90	0	0.0%
90-100	0	0.0%
0-180	2,509	100.0%

CANDELA TABLE	
Degree Vertical	**Candela**
0	3,249
5	3,216
10	3,034
15	2,713
20	2,249
25	1,729
30	1,319
35	920
40	271
45	104
50	38
55	7
60	2
65	1
70	1
75	1
80	0
85	0
90	0

Polar Candela Distribution

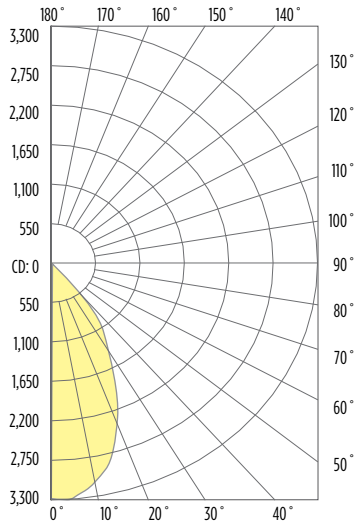

Illuminance at a Distance

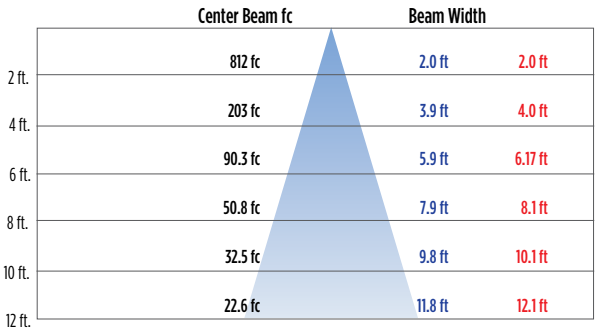

Vert. Spread: 52.3°
Horiz. Spread: 53.6°

LCD8-LED-25L-35-WF-TR8R-SF-HAZ

Lumens: 2,380
Watts: 22.4
Efficacy: 106

ZONAL LUMEN SUMMARY		
Zone	**Lumens**	**%Fixture**
0-10	216	9.05%
10-20	557	23.38%
20-30	746	31.33%
30-40	629	26.42%
40-50	199	8.34%
50-60	29	1.23%
60-70	4	0.15%
70-80	2	0.07%
80-90	0	0.02%
90-100	0	0.0%
0-180	2,380	100.0%

CANDELA TABLE	
Degree Vertical	**Candela**
0	3,826
5	3,844
10	3,654
15	3,182
20	2,513
25	1,770
30	852
35	391
40	206
45	104
50	45
55	17
60	6
65	3
70	2
75	1
80	1
85	0
90	0

Polar Candela Distribution

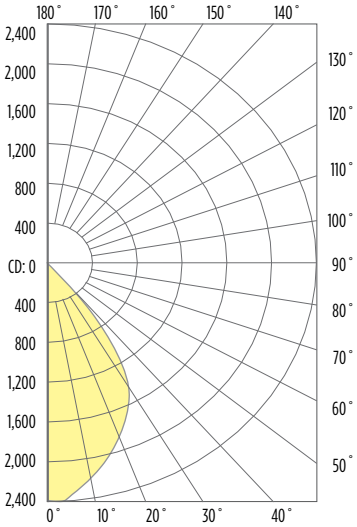

Illuminance at a Distance

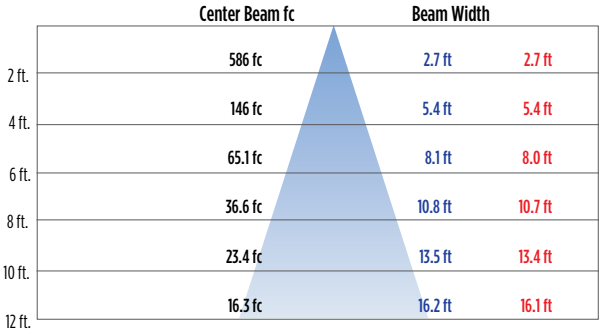

Vert. Spread: 68.0°
Horiz. Spread: 67.7°

©LSI Industries Inc. All Rights Reserved. Specifications and dimensions subject to industry standard tolerances. Specifications subject to change without notice.

PRODUCT DIMENSIONS

Back to Quick Links

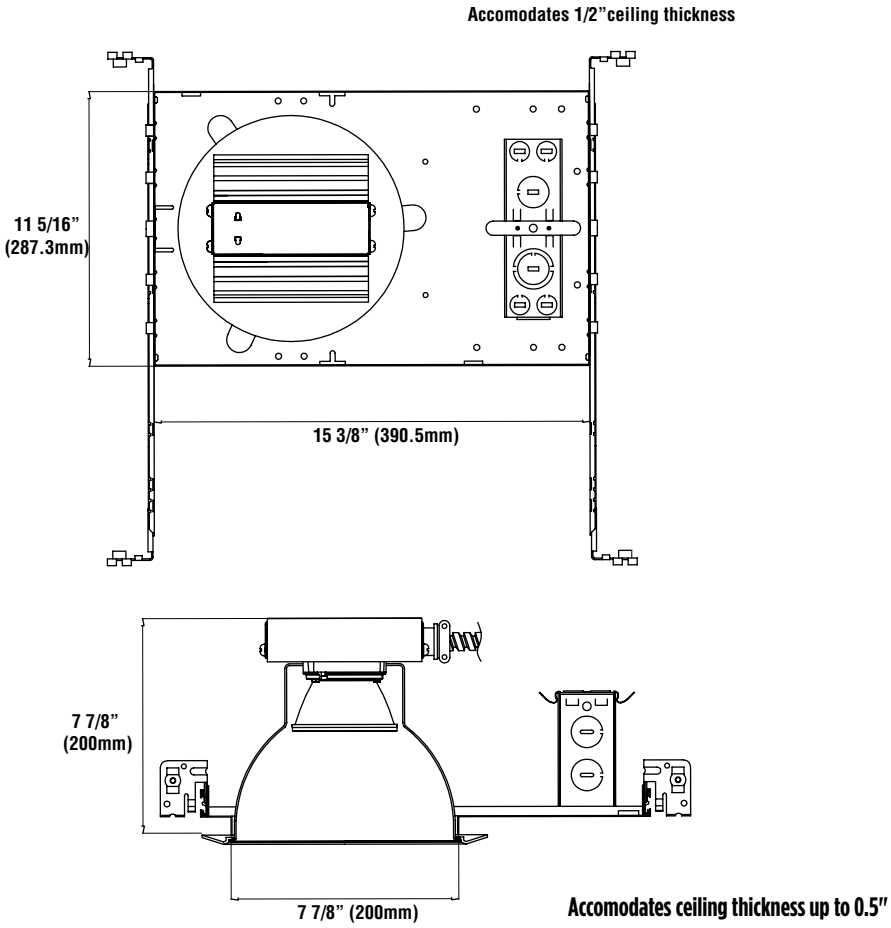

6" RECESSED DOWNLIGHT REFLECTORS

Back to Quick Links



TR8R - Open Reflector
Self-Flange or Flangeless
HAZ - Haze semi-diffused
SPC - Specular clear



TR8RWW - Wall wash w/ Kicker reflector
Self-Flange or Flangeless
HAZ - Haze semi-diffused



TR8RL - Regressed Lens w/ Specular Clear Reflector
Flangeless
HAZ - Haze semi-diffused
SPC - Specular clear
Wet Location Listed

©LSI Industries Inc. All Rights Reserved. Specifications and dimensions subject to industry standard tolerances. Specifications subject to change without notice.