Catalog # : _____ Project : _____ Type : _____

Prepared By : _____ Date : _____

6" LED Commercial Downlight (LCD6)

New Construction



OVERVIEW	
Lumen Package (lm)	1,100 - 4,200
Wattage Range (W)	14 - 42
Efficacy Range (LPW)	92 - 116
Weight lbs (kg)	9 (4.1)

QUICK LINKS

Ordering Guide | Performance | Photometrics | Dimensions

FEATURES & SPECIFICATIONS

Construction

- Designed for use in non-insulated ceiling where insulation must be kept a minimum of 3" from the fixture.
- Junction box listed for (8) #12 AWG (four in, four out) 90°C conductors and thru branch wiring.
- Junction box contains (5) 1/2" knockouts with trade pry-out slots and (4) Romex cable clamp knockouts.
- Frame accomodates up to 1/2" ceiling thickness. Standard 24" nailer bars ship with each unit and field installed.

Optical System

- LED source provides superior lumen output with maximum visual comfort.
- Tailored spot, narrow flood, flood and wide flood beam optics designed for glare free illumination.
- Choice of flanged or flangeless spun reflector utilizing heavy gauge highly reflective diffuse anodized aluminum to deliver low glare, even illumination of the space.
- Reflectors are retained with three retention clips holding the flange tight to the finished ceiling surface.
- Minimum CRI of 80.

Electrical

- High-performance driver features over-voltage, under voltage, short-circuit and over temperature protection.
- 0-10 volt dimming (1% - 100%) standard.
- Standard Universal Voltage (120-277 Vac) Input 50/60 Hz.
- L70 Calculated Life: > 50k Hours projected @ 25°C per IESNA TM-21-11.
- Total harmonic distortion: <20%
- Power factor: >.90
- Input power stays constant over life.
- Driver can be accessed from below plenum for servicing.
- High-efficacy LEDs with integrated circuit board mount directly to an extruded aluminum heatsink to maximize heat dissipation and promote long life.
- Remote Emergency Battery (120-277V) field installed is available to meet critical life safety lighting requirements. The 90-minute battery provides 7.8 watts constant power to the LED system, ensuring code compliance.To calculate light output during emergency mode(EM battery 7.8 watts x LPW of fixture being powered - see spec sheet). Detailed wiring diagram and installation instructions located on website.

Installation

- Accommodates ceiling thickness up to 0.5".
- 24" nailer bars provide stability and support for installation on joists, T-Grid and suspended ceilings.
- Housings can be positioned at any point within the 24" joist span.
- Score lines allow adjustments for 12" joists without tools.
- New construction rough-in kits available. See Accessory ordering information.

Warranty

- LSI luminaires carry a 5-year limited warranty. Refer to https://www.lsicorp.com/resources/terms-conditions-warranty/ for more information.
- 1 year warranty on optional Emergency Battery. Test regularly in accordance with local codes.

Listings

- CSA Listed to UL 1598 and UL 8750 standards for 25°C Ambient applications
- RoHS Compliant.
- EMI/RFI compliant with FCC 47CFR Part 15 Class B Consumer limits and Class A Commercial & Industrial.
- Damp location rated
- Title 24 Compliant.

©LSI Industries Inc. All Rights Reserved. Specifications and dimensions subject to industry standard tolerances. Specifications subject to change without notice.

6" LED Commercial Downlight (LCD6) New Construction

Type : _____

Have questions? Call us at (800) 436-7800

ORDERING GUIDE

Back to Quick Links

TYPICAL ORDER EXAMPLE: LCD6 LED 25L UNV DIM1 35 NF TR4R HAZ

Prefix	Light Source	Lumen Package	Voltage	Driver	Color Temperature	CRI	Beam Optics[6]
LCD6 - 6" New Construction[4]	**LED**	**14L** - 1,400 Lumens **25L** - 2,500 Lumens **32L** - 3,200 Lumens **41L** - 4,100 Lumens	**UNV** - 120 - 277V	**DIM1** - Dims to 1% (0-10V dimming)	**35** - 3500K **40** - 4000K	**Blank** - 80 CRI	**SP** - Spot **NF** - Narrow Flood **FL** - Flood **WF** - Wide Flood

	Reflector	Finish		Frame Options
Self-flanged	**TR6R** - Open Reflector	**SF HAZ** - Haze semi- diffused		**Blank** - Full Fixture (new construction rough-in kit included) **LF** - Less Frame (no rough-in kit)
		SF SPC - Specular clear		
	TR6RWW - Wall Wash[2]	**SF HAZ** - Haze semi-diffused		
Flangeless (Ships standard w/ white plastic trim ring)	**TR6R** - Open Reflector	**HAZ** - Haze semi-diffused, white trim ring		
		SPC - Specular clear, white trim ring		
	TR6RWW - Wall Wash[2]	**HAZ** - Haze semi-diffused wall wash reflector, white trim ring		
	TR6B - Baffle	**HAZ** - Haze semi-diffused Reflector	**WH** - White baffle and white trim ring	
			BLK - Black Baffle and white trim ring	
	TR6BL - Baffle w/ Regressed Lens[1]	**HAZ** - Haze semi-diffused reflector	**WH** - White baffle and white trim ring	
		SPC - Specular clear	**BLK** - Black Baffle and white trim ring	
	TR6RL - Regressed Lens[1]	**HAZ** - Haze semi-diffused reflector w/ specular clear regressed lens and white trim ring		
		SPC - Specular clear refector w/ specular clear regressed lens and white trim ring		

Need more information?
Click here for our glossary

Have additional questions?
Call us at (800) 436-7800

ACCESSORY ORDERING INFORMATION

Part Number	Description
616105	WH - White metal trim ring (only compatible with flangeless trims)
778196	Remote Mount Battery
786277	Remote Battery with Grid Mount Kit
634151	New Construction Rough-in Kit 1-pack
634328	New Construction Rough-in Kit 2-pack

CONTROLS INFORMATION

Click here to learn more details about AirLink Blue

©LSI Industries Inc. All Rights Reserved. Specifications and dimensions subject to industry standard tolerances. Specifications subject to change without notice.

PERFORMANCE

Back to Quick Links

Delivered Lumens*						
Lumen Package	Distribution	3500K		4000K		Wattage
		Delivered Lumens	Efficacy	Delivered Lumens	Efficacy	
14L	SP	1467	104.8	1467	104.8	14
	NF	1432	102.3	1432	102.3	14
	FL	1428	102.0	1428	102.0	14
	WF	1337	95.5	1337	95.5	14
25L	SP	2560	116.4	2560	116.4	22
	NF	2499	113.6	2499	113.6	22
	FL	2492	113.3	2492	113.3	22
	WF	2333	106.0	2333	106.0	22
32L	SP	3302	103.2	3302	103.2	32
	NF	3224	100.8	3224	100.8	32
	FL	3215	100.5	3215	100.5	32
	WF	3010	94.1	3010	94.1	32
41L	SP	4224	100.6	4224	100.6	42
	NF	4123	98.2	4123	98.2	42
	FL	4112	97.9	4112	97.9	42
	WF	3849	91.6	3849	91.6	42

*LED Chips are frequently updated therefore values may change. Data is based on Haze Reflector.

Electrical Data - Current Draw AMPS*				
Lumen Package	120V	208V	240V	277V
14L	0.12	0.07	0.06	0.05
25L	0.18	0.11	0.09	0.08
32L	0.27	0.15	0.13	0.12
41L	0.35	0.20	0.18	0.15

* Electrical Data at 25C (77F)/ Actual Wattage may differ +/-10%.

1 Regressed lens trims are wet location listed. All other trims are rated for damp location.
2 TR6RWW wall wash reflector comes with 40° integrated optic; additional beam optics not compatible
3 TR6RFL frosted floating lens comes with integrated white metal trim; accessory white metal trim ring not required)
4 Housing can ship ahead of the light engine and reflector
5 90 CRI requires 55 day leadtime & 100 MOQ; Consult Factory
6 Refer to IES Files for Beam Spread.

©LSI Industries Inc. All Rights Reserved. Specifications and dimensions subject to industry standard tolerances. Specifications subject to change without notice.

6" LED Commercial Downlight (LCD6) New Construction

Type : _____

Have questions? Call us at (800) 436-7800

PHOTOMETRICS

Back to Quick Links

Luminaire photometry has been conducted by a NVLAP accredited testing laboratory in accordance with IESNA LM-79-08. As specified by IESNA LM-79-08 the entire luminaire is tested as the source resulting in a luminaire efficiency of 100%.

See the individual product page on https://www.lsicorp.com/ for detailed photometric data.

LCD6-LED-25L-35-SP-TR6R-SF-HAZ

Lumens: 2,560
Watts: 22.2
Efficacy: 115

ZONAL LUMEN SUMMARY		
Zone	**Lumens**	**%Fixture**
0-10	797	31.2%
10-20	766	29.9%
20-30	611	23.9%
30-40	315	12.3%
40-50	51	2.0%
50-60	14	0.5%
60-70	3	0.1%
70-80	1	0.0%
80-90	1	0.0%
90-100	0	0.0%
0-180	2,560	100.0%

CANDELA TABLE	
Degree Vertical	**Candela**
0	11,901
5	10,123
10	5,266
15	2,578
20	1,645
25	1,309
30	1,091
35	426
40	128
45	60
50	32
55	14
60	6
65	3
70	1
75	1
80	0
85	1
90	0

Polar Candela Distribution

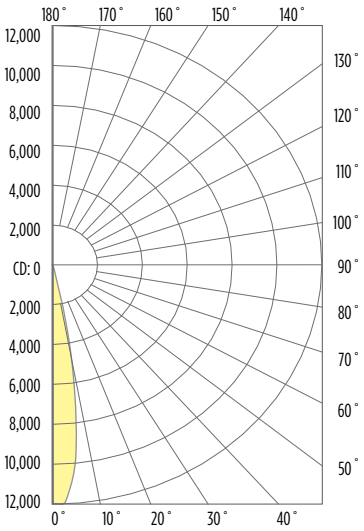

Illuminance at a Distance

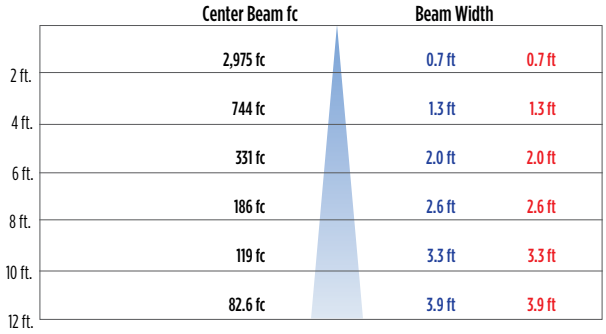

■ Vert. Spread: 18.5°
■ Horiz. Spread 18.5°

LCD6-LED-25L-35-NF-TR6R-SF-HAZ

Lumens: 2,499
Watts: 22.2
Efficacy: 113

ZONAL LUMEN SUMMARY		
Zone	**Lumens**	**%Fixture**
0-10	445	17.8%
10-20	831	33.2%
20-30	755	30.2%
30-40	375	15.0%
40-50	71	2.9%
50-60	17	0.7%
60-70	4	0.1%
70-80	1	0.1%
80-90	1	0.0%
90-100	0	0.0%
0-180	2,499	100.0%

CANDELA TABLE	
Degree Vertical	**Candela**
0	5,233
5	4,982
10	4,023
15	2,984
20	2,165
25	1,607
30	1,246
35	493
40	180
45	82
50	40
55	16
60	7
65	3
70	2
75	1
80	1
85	0
90	0

Polar Candela Distribution

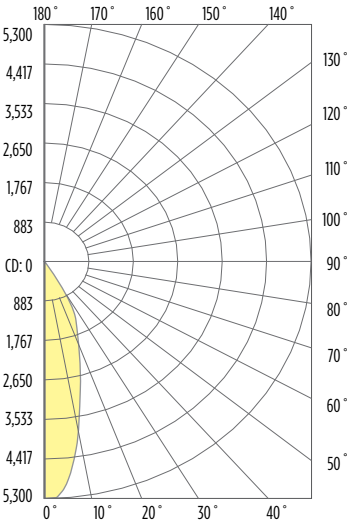

Illuminance at a Distance

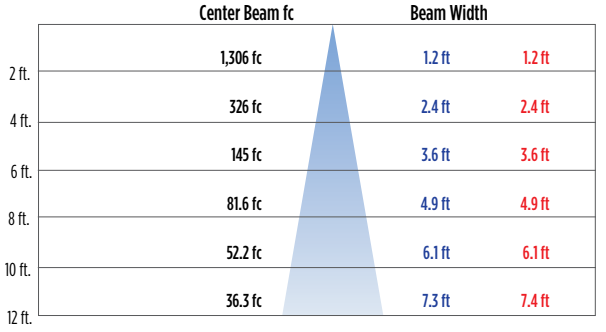

■ Vert. Spread: 33.8°
■ Horiz. Spread 34.1°

©LSI Industries Inc. All Rights Reserved. Specifications and dimensions subject to industry standard tolerances. Specifications subject to change without notice.

6" LED Commercial Downlight (LCD6) New Construction

Type : _____

Have questions? Call us at (800) 436-7800

PHOTOMETRICS

Back to Quick Links

LCD6-LED-25L-35-FL-TR6R-SF-HAZ

Lumens: 2,492
Watts: 22.2
Efficacy: 112

ZONAL LUMEN SUMMARY		
Zone	**Lumens**	**%Fixture**
0-10	304	12.2%
10-20	773	31.0%
20-30	8475	34.0%
30-40	443	17.8%
40-50	99	4.0%
50-60	19	0.8%
60-70	4	0.2%
70-80	2	0.1%
80-90	1	0.0%
90-100	0	0.0%
0-180	2,492	100.0%

CANDELA TABLE	
Degree Vertical	**Candela**
0	3,271
5	3,236
10	3,071
15	2,780
20	2,315
25	1,812
30	1,415
35	624
40	257
45	120
50	52
55	18
60	7
65	4
70	2
75	1
80	1
85	0
90	0

Polar Candela Distribution

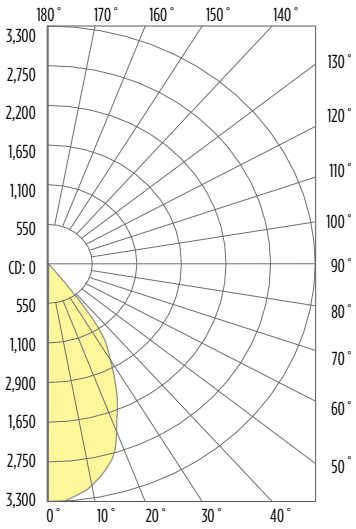

Illuminance at a Distance

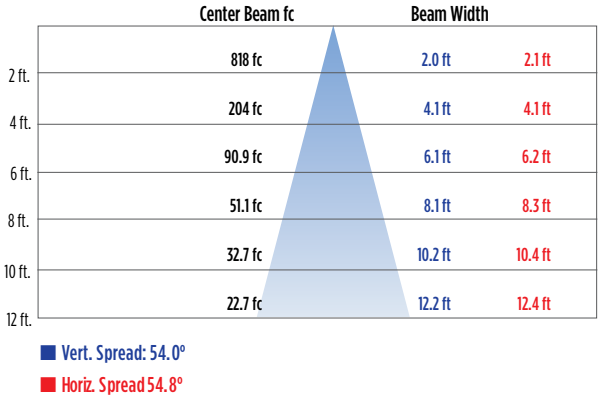

Vert. Spread: 54.0°
Horiz. Spread 54.8°

LCD6-LED-25L-35-WF-TR6R-SF-HAZ

Lumens: 2,333
Watts: 22.2
Efficacy: 105

ZONAL LUMEN SUMMARY		
Zone	**Lumens**	**%Fixture**
0-10	237	10.5%
10-20	617	27.2%
20-30	722	31.9%
30-40	405	17.9%
40-50	219	9.7%
50-60	53	2.3%
60-70	9	0.4%
70-80	2	0.1%
80-90	0	0.0%
90-100	0	0.0%
0-180	2,264	100.0%

CANDELA TABLE	
Degree Vertical	**Candela**
0	3,826
5	3,844
10	3,654
15	3,182
20	2,513
25	1,770
30	852
35	391
40	206
45	104
50	45
55	17
60	6
65	3
70	2
75	1
80	1
85	0
90	0

Polar Candela Distribution

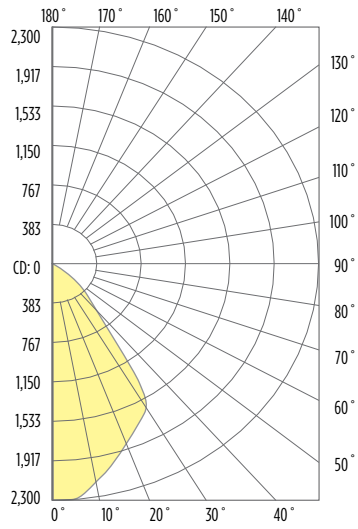

Illuminance at a Distance

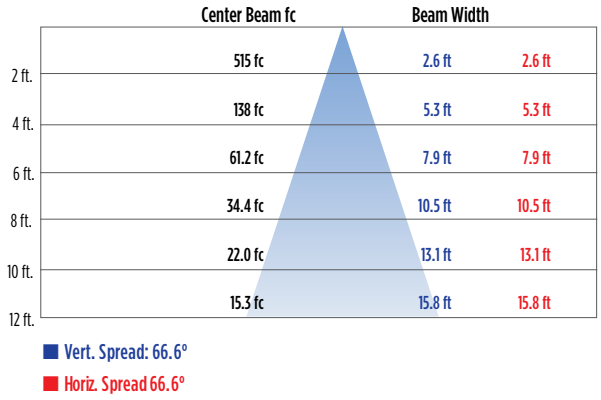

Vert. Spread: 66.6°
Horiz. Spread 66.6°

©LSI Industries Inc. All Rights Reserved. Specifications and dimensions subject to industry standard tolerances. Specifications subject to change without notice.

6" LED Commercial Downlight (LCD6) New Construction

Type : _____

Have questions? Call us at (800) 436-7800

PRODUCT DIMENSIONS

Back to Quick Links

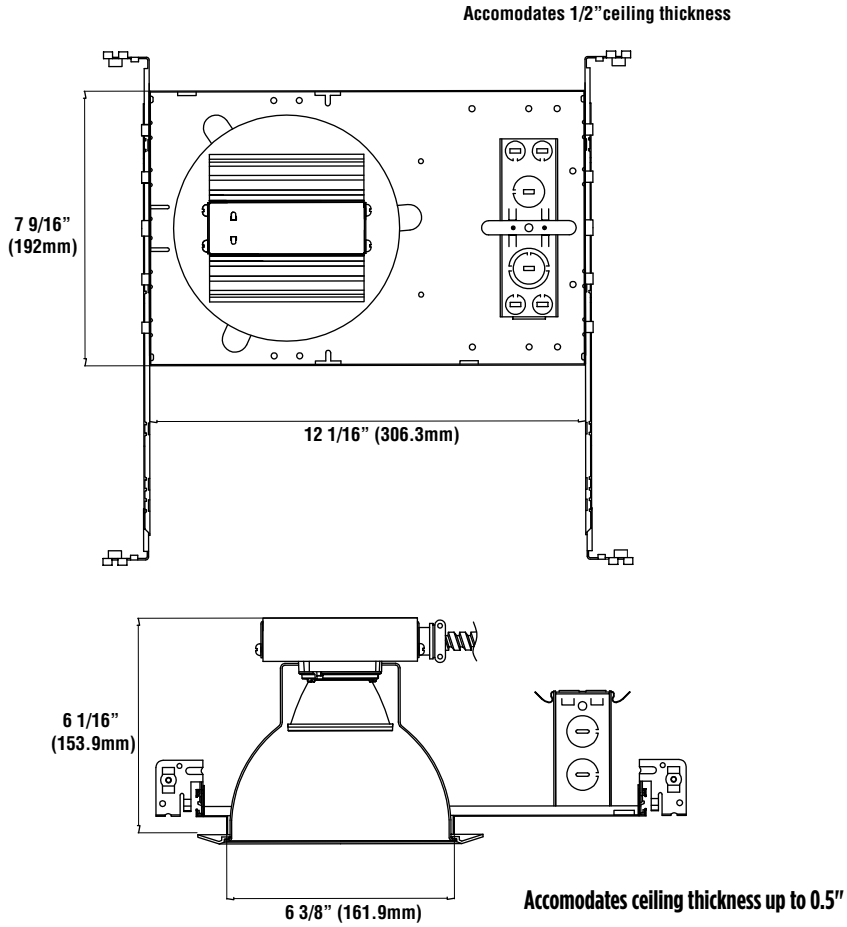

6" RECESSED DOWNLIGHT REFLECTORS

Back to Quick Links



TR6R - Open Reflector
Self-Flange or Flangeless
HAZ - Haze semi-diffused
SPC - Specular clear



TR6B - Baffle
Flangeless
HAZ - Haze semi-diffused reflector
Choice of white or black baffle



TR6RL - Regressed Lens w/ Specular Clear Reflector
Flangeless
HAZ - Haze semi-diffused
SPC - Specular clear
Wet Location Listed



TR6BL - Baffle w/ Regressed Lens
Flangeless
HAZ - Haze semi-diffused
SPC - Specular clear
Choice of white or black baffle
Wet Location listed



TR6RWW - Wall wash w/ kicker reflector
Self-Flange or Flangeless
HAZ - Haze semi-diffused

©LSI Industries Inc. All Rights Reserved. Specifications and dimensions subject to industry standard tolerances. Specifications subject to change without notice.