Catalog # : _____ Project : _____ Type : _____

Prepared By : _____ Date : _____

Advantage Downlights (ADL)

Field-Selectable, New Construction and Renovation



OVERVIEW	
Lumen Package (lm)	750 - 6,400
Wattage Range (W)	9 - 59
Color Temperature (K)	3000, 3500, 4000
Efficacy Range (LPW)	76 - 98
Weight lbs (kg)	2.6 (0.8) - 8.5 (3.9)
Controls	ALB

QUICK LINKS

Ordering Guide | Performance | Photometrics | Dimensions

FEATURES & SPECIFICATIONS

Construction

- Drawn Aluminum housing, spun Aluminum reflectors for thermal efficiency.
- Quick wiring.
- Twist & Lock modular design.
- 4”, 6”, 8”, 10” reflectors
- Round, Square Wall Wash Reflectors.
- Operating temperature: -20°C to +35°C (-4°F to 95°F).
- Haze, White, Black finish.
- Optional new construction frame kit.

Optical System

- Selectable lumen output to suit a wide range of mounting heights.
- Selectable CCT for maximum flexibility - 3000-3500-4000K - 9 in 1.
- Minimum color rendering index (CRI) of 80 for visual acuity.
- Diffuse Acrylic cover lens for glare-free, uniform luminance and high visual comfort.
- Lambertian or wall wash distributions.

Electrical

- Class 2 driver features over-voltage, under-voltage, short-circuit and over-temperature protection.
- Selectable power to maximize energy savings.
- 0-10V dimming (10% - 100%) standard.
- Universal 120-347V 50/60Hz AC input for FS1, FS2 light engines. Universal 120-277V 50/60Hz AC input for FS3 light engine.
- L70 Calculated Life: >50k hours (See Lumen Maintenance table).
- Power factor: > 0.90.
- Total harmonic distortion: <20%.
- Optional remote battery backup for standby lighting (90min.).

Controls

- 0-10V dimming standard.
- Compatible with most 0-10V dimmers.
- Compatible with LSI AirLink® Blue for code compliance and energy efficiency.
- See https://lsicorp.com/lighting/product/airlink-blue/ for more information.

Installation

- Effortless installation using high-tension retention clips.
- Integrated junction box for quick wiring eliminates need for traditional framing kit.
- Twist and lock mechanism to install or replace reflectors.
- Field selectable output and CCT before, during or after installation.
- Accommodates ceiling thickness up to 1 1/2”.

Warranty

- LSI luminaires carry a 5-year limited warranty. Refer to https://www.lsicorp.com/resources/terms-conditions-warranty/ for more information.

Listings

- Listed to UL 1598 and UL 8750.
- Title 24 Compliant; see local ordinance for qualification information.
- Suitable for damp locations.

©LSI Industries Inc. All Rights Reserved. Specifications and dimensions subject to industry standard tolerances. Specifications subject to change without notice.

Advantage Downlights (ADL)

Type : _____

Have questions? Call us at (800) 436-7800

ORDERING GUIDE

Back to Quick Links

TYPICAL ORDER EXAMPLE: ADL FS3 UNV 6R HAZ

Prefix	Light Output & CCT/CRI	Voltage	Trim (Self-Flanged)[1]	Finish	Controls	Options
ADL - Advantage Downlight	**FS1** - 800 - 1,200 - 1,600lm **FS2** - 2,200 - 2,800 - 3,900lm 3000K-3500K-4000K, 80 CRI min.	**UNV** - 120-347VAC 0-10V dimming (10-100%)	**4R** - 4" round **4S** - 4" square **4W** - 4" wall wash round[1] **4WS** - 4" wall wash square[1] **6R** - 6" round **6S** - 6" square **8R** - 8" round **10R** - 10" round[2] See lumen proration tables.	**HAZ** - Haze trim, haze flange **WHT** - Haze Reflector, Matte White Flange **BLK** - Haze Reflector, Matte Black Flange Available with 4R, 4S, 6R, 8R Reflectors **WRF** - Matte White Reflector & Flange Available with 4R, 4S or 6R Reflectors **BRF** - Matte Black Reflector and Flange Available with 4R, 4S, 6R and 8R Reflectors	**Blank** - None Remote options available for controls[3]	**Blank** - None Remote options available for Emergency Battery Backup[3]
	FS3* - 4,500 - 5,500 - 6,400lm 3000K-3500K-4000K, 80 CRI min.	**UNV** - 120-277VAC 0-10V dimming (10-100%)				

Need more information?
Click here for our glossary

Have additional questions?
Call us at (800) 436-7800

*FS3 light engine only available with 6", 8", or 10" trims.

ACCESSORY ORDERING INFORMATION

Part Number	Order Number	Description
786277	EM8RMK[3]	8W Battery Backup 120-277VAC with remote grid mount kit
778196	EM8RB[3]	8W Remote Mount Battery
801387	EM25RB	25W Remote Mount Battery
786278	ADLRKIT	Frame Kit for Round Trims
795802	ADLSKIT	Frame Kit for Square Trims
814080	ADL FRAME J-BOX	New Construction Wiring Box with MC Cable





CONTROLS

See available control options at https://lsicorp.com/lighting/products/controls/control-systems/airlink-blue/

1 - Check with factory, some trims may require longer lead times
2 - 10" round trim available in WHT finish only. Frame kit not compatible with 10" round trim.
3 - Remote EM and ALB Controls not compatible with 347VAC.

©LSI Industries Inc. All Rights Reserved. Specifications and dimensions subject to industry standard tolerances. Specifications subject to change without notice.

Advantage Downlights (ADL)

Type : _____

Have questions? Call us at (800) 436-7800

PERFORMANCE

Back to Quick Links

Delivered Lumens*

Lumen Package	Wattage	3000K CCT		3500K CCT		4000K CCT	
		Delivered Lumens[5]	Efficacy	Delivered Lumens[5]	Efficacy	Delivered Lumens[5]	Efficacy
FS1-Low	9	790	85	894	96	859	88
FS1-Medium	13	1094	78	1237	92	1189	84
FS1- High	19	1427	76	1614	86	1551	83
FS2-Low	26	2230	86	2510	98	2368	92
FS2-Medium	31	2649	80	2982	95	2813	85
FS2- High	38	3485	92	3924	103	3700	85
FS3-Low	38	4373	113	4584	123	4519	116
FS3-Med	49	5337	108	5594	113	5515	112
FS3-High	59	6129	104	6425	109	6334	107

*LED Chips are frequently updated therefore values are nominal

Lumen Maintenance[1] - FS1

Ambient Temp	Initial[2]	25K hr[2]	50K hr[2]	75K hr[3]	100K hr[3]
0 C	100%	94%	88%	83%	78%
10 C	100%	93%	87%	81%	75%
20 C	100%	93%	86%	79%	73%
25 C	100%	92%	85%	78%	72%
30 C	100%	92%	84%	77%	71%
35 C	100%	91%	83%	75%	69%

Lumen Maintenance[1] - FS2

Ambient Temp	Initial[2]	25K hr[2]	50K hr[2]	75K hr[3]	100K hr[3]
0 C	100%	95%	91%	87%	83%
10 C	100%	95%	91%	57%	83%
20 C	99%	95%	90%	86%	82%
25 C	99%	95%	90%	86%	82%
30 C	99%	94%	90%	85%	81%
35 C	99%	94%	89%	85%	80%

Lumen Maintenance[1] - FS3

Ambient Temp	Initial[2]	25K hr[2]	50K hr[2]	75K hr[3]	100K hr[3]
0 C	100%	95%	91%	87%	83%
10 C	100%	95%	91%	57%	83%
20 C	100%	95%	90%	86%	82%
25 C	100%	95%	90%	86%	82%
30 C	100%	94%	88%	85%	81%
35 C	100%	94%	87%	83%	80%

Electrical Data - AMPS*

Lumen Package	Wattage	120V	277V
FS1- Low	9	0.08	0.03
FS1-Medium	13	0.11	0.05
FS1- High	19	0.16	0.07
FS2- Low	26	0.22	0.09
FS2- Medium	31	0.26	0.11
FS2- High	38	0.32	0.14
FS3-Low	38	0.32	0.14
FS3-Med	49	0.32	0.14
FS3-High	59	0.32	0.14

*Electrical data at 25C (77F). Actual wattage may differ by +/-10%.

Lumen Proration - CCT

3000K	0.9
3500K	1
4000K	0.95

Lumen Proration - Reflector & Flange

HAZ	1.00
WHT	1.00
BLK	1.00
WRF	0.97
BRF	0.70

Lumen Proration - Reflector Size & Shape

4R	1.00
4S	0.95
4W	0.95
4WS	0.95
6R	1.00
6S	1.00
8R	1.10
10R	1.10

1 - Lumen maintenance values at 25C are calculated per TM-21 based on LM-80 data and in-situ testing.
2 - In accordance with IESNA TM-21-11, Projected Values represent interpolated value based on time durations that are within six times the IESNA LM-80-08 total test duration for the device under testing.
3 - In accordance with IESNA TM-21-11, Calculated Values represent time durations that exceed six times the IESNA LM-80-08 total test duration for the device under testing.

©LSI Industries Inc. All Rights Reserved. Specifications and dimensions subject to industry standard tolerances. Specifications subject to change without notice.

PHOTOMETRICS

Back to Quick Links

Luminaire photometry has been conducted by a NVLAP accredited testing laboratory in accordance with IESNA LM-79-08. As specified by IESNA LM-79-08 the entire luminaire is tested as the source resulting in a luminaire efficiency of 100%.

See the individual product page on https://www.lsicorp.com/ for detailed photometric data.

ADL FS1 4R HAZ

Lumens: 900
Watts: 9
Efficacy: 100

Zonal Lumen Summary		
Zone	**Lumens**	**%Fixture**
0-10	54	6.0%
10-20	157	17.4%
20-30	229	25.4%
30-40	223	24.8%
40-50	152	16.8%
50-60	70	7.8%
60-70	15	1.7%
70-80	1	0.1%
80-90	0	0.0%
90-100	0	0.0%
0-180	900	100%

Candela Table	
Degree Vertical	**Candela**
0	558
5	561
10	561
15	557
20	538
25	502
30	441
35	361
40	272
45	194
50	129
55	78
60	38
65	13
70	3
75	1
80	0
85	0
90	0

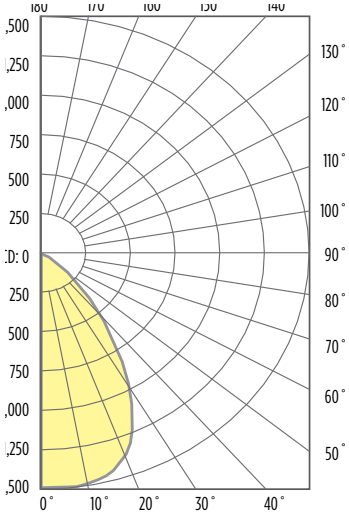

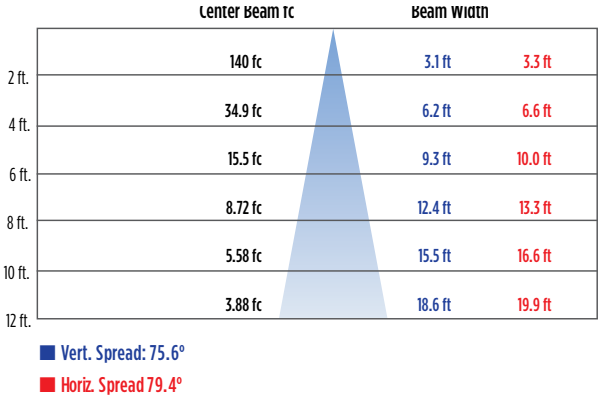

ADL FS1 4WS HAZ

Lumens: 1,175
Watts: 13
Efficacy: 90

Zonal Lumen Summary		
Zone	**Lumens**	**%Fixture**
0-10	51	4.4%
10-20	149	12.7%
20-30	226	19.3%
30-40	259	22.0%
40-50	232	19.8%
50-60	157	13.4%
60-70	75	6.4%
70-80	22	1.9%
80-90	3	0.3%
90-100	0	0.0%
0-180	1,175	100%

Candela Table	
Degree Vertical	**Candela**
0	537
5	559
10	579
15	597
20	612
25	625
30	632
35	627
40	600
45	553
50	480
55	377
60	271
65	175
70	100
75	48
80	18
85	2
90	0

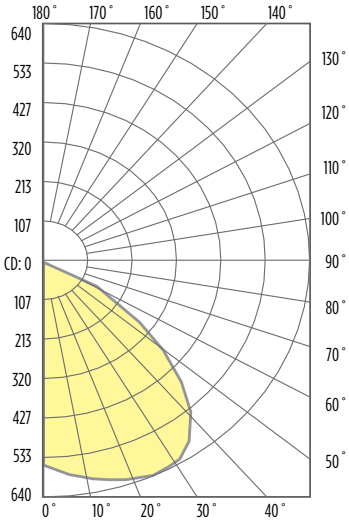

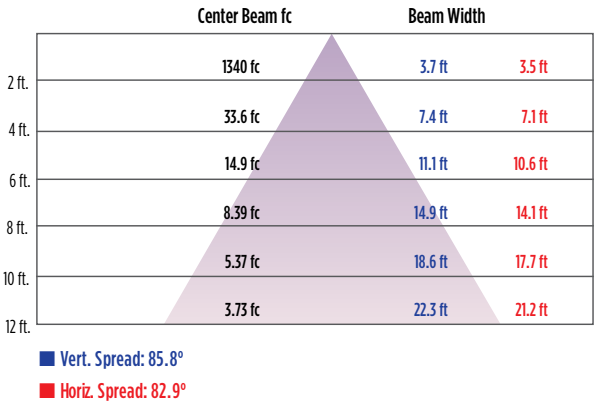

©LSI Industries Inc. All Rights Reserved. Specifications and dimensions subject to industry standard tolerances. Specifications subject to change without notice.

PHOTOMETRICS

Back to Quick Links

ADL FS2 6R WHT

Lumens: 3,932
Watts: 31
Efficacy: 127

Zonal Lumen Summary		
Zone	**Lumens**	**%Fixture**
0-10	310	7.9%
10-20	775	19.7%
20-30	949	24.1%
30-40	898	22.8%
40-50	653	16.6%
50-60	292	7.4%
60-70	52	1.3%
70-80	2	0.0%
80-90	0	0.0%
90-100	0	0.0%
0-180	3,932	100%

Candela Table	
Degree Vertical	**Candela**
0	3366
5	3323
10	3100
15	2772
20	2411
25	2064
30	1742
35	1441
40	1132
45	843
50	567
55	327
60	143
65	40
70	7
75	1
80	1
85	0
90	0

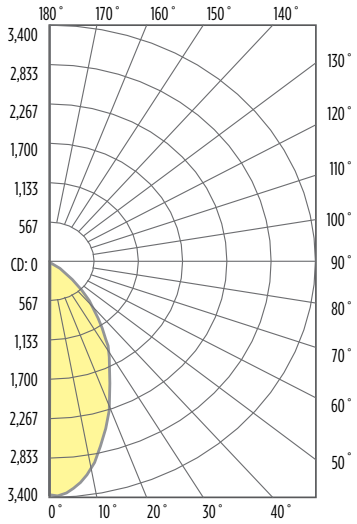

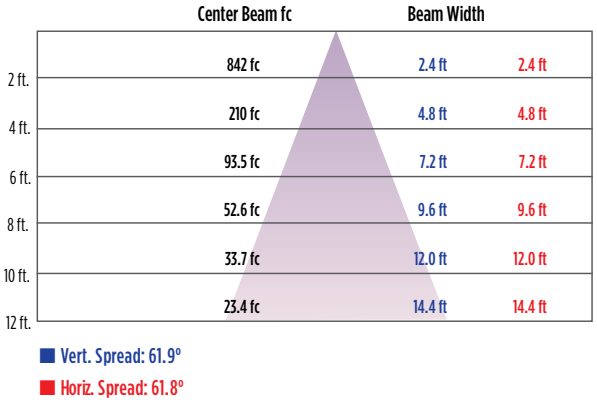

Vert. Spread: 61.9°
Horiz. Spread: 61.8°

ADL FS2 8R WHT

Lumens: 5,149
Watts: 38
Efficacy: 136

Zonal Lumen Summary		
Zone	**Lumens**	**%Fixture**
0-10	266	6.7%
10-20	742	18.8%
20-30	1,003	25.4%
30-40	965	24.4%
40-50	689	17.4%
50-60	261	6.6%
60-70	24	0.6%
70-80	1	0.0%
80-90	0	0.0%
90-100	0	0.0%
0-180	3,950	100.0%

Candela Table	
Degree Vertical	**Candela**
0	3373
5	3330
10	3106
15	2777
20	2416
25	2068
30	1746
35	1444
40	1135
45	845
50	568
55	328
60	142
65	40
70	7
75	2
80	2
85	0
90	0

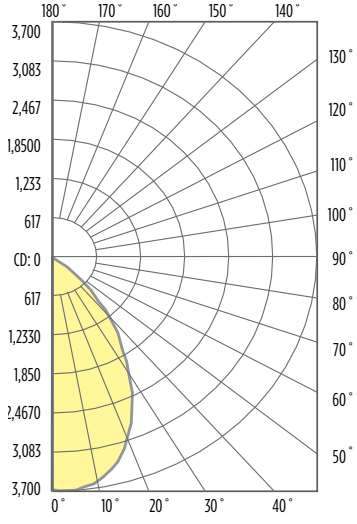

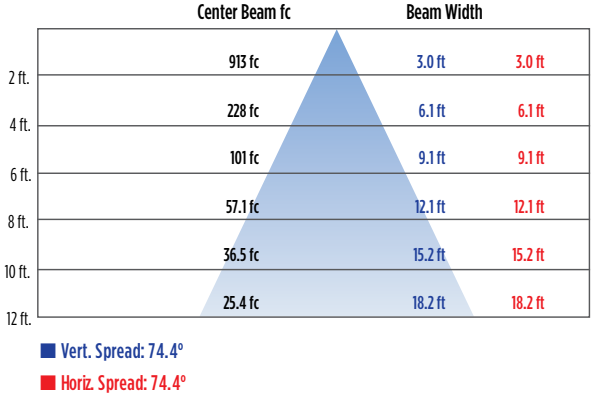

Vert. Spread: 74.4°
Horiz. Spread: 74.4°

©LSI Industries Inc. All Rights Reserved. Specifications and dimensions subject to industry standard tolerances. Specifications subject to change without notice.

PRODUCT DIMENSIONS

Back to Quick Links

ROUND TRIMS

4″

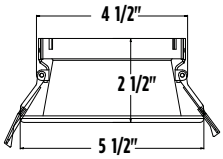

6″

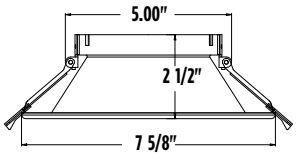

8″

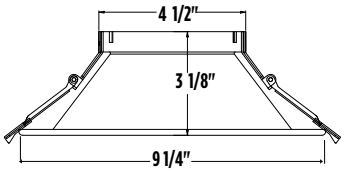

10″

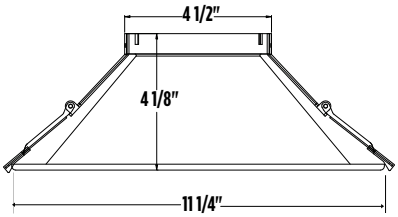

ROUND WALL WASH TRIM

4″

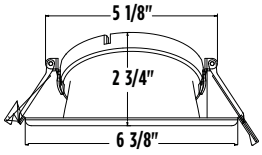

6″

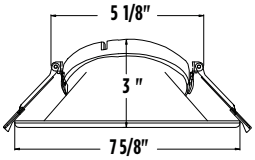

SQUARE TRIM

4″

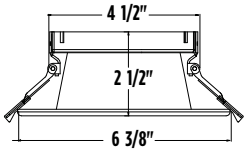

6″

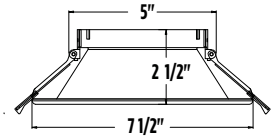

SQUARE WALL WASH TRIM

4″

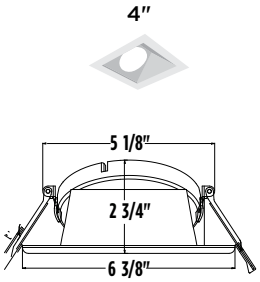

6″

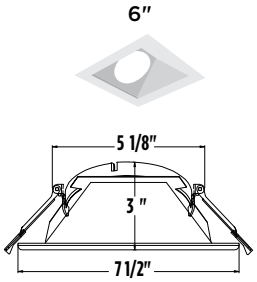

WIRING BOX



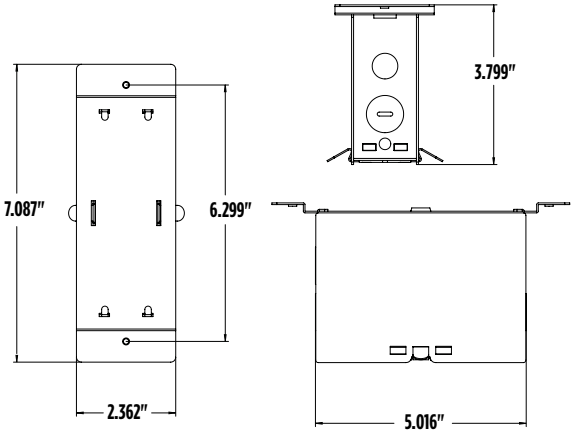

©LSI Industries Inc. All Rights Reserved. Specifications and dimensions subject to industry standard tolerances. Specifications subject to change without notice.

PRODUCT DIMENSIONS

Back to Quick Links

ENGINE

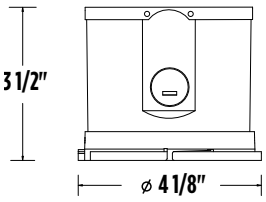

20W NON-IC

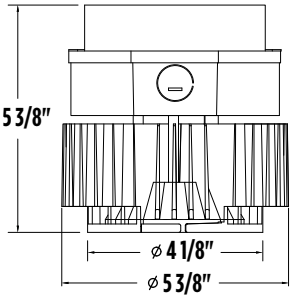

60W NON-IC

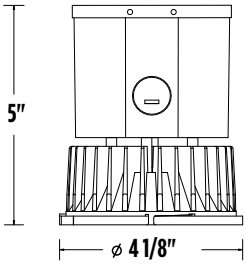

40W NON-IC

OPTIONAL NEW CONSTRUCTION FRAME KITS

ROUND

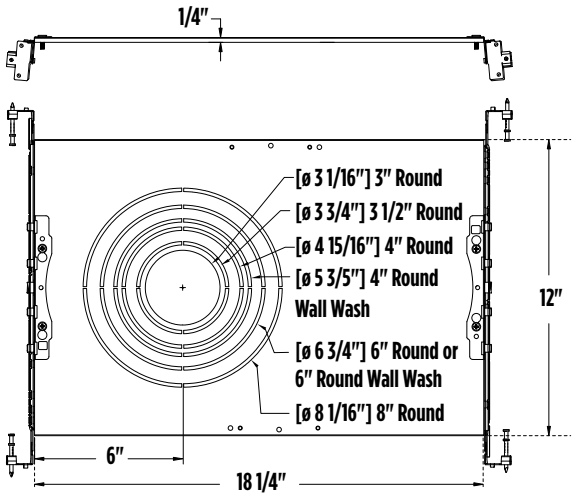

SQAURE

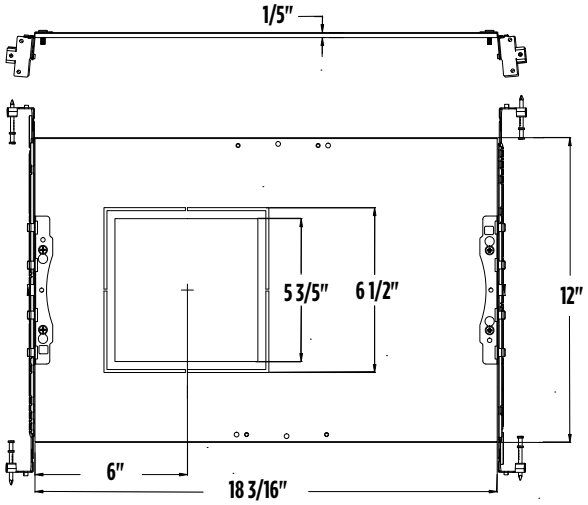

©LSI Industries Inc. All Rights Reserved. Specifications and dimensions subject to industry standard tolerances. Specifications subject to change without notice.