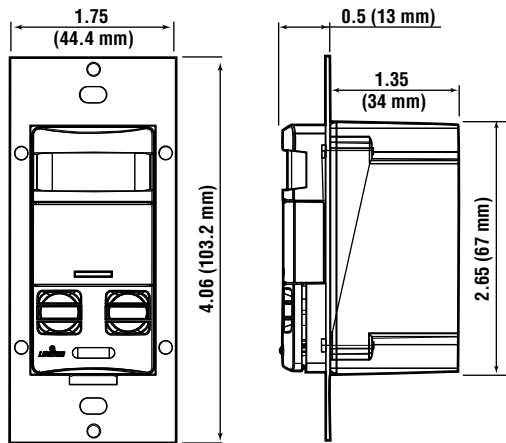


WALL SWITCH MULTI-TECHNOLOGY OCCUPANCY SENSOR (WS OS M)



DIMENSIONS



BASIC OPERATION - The PIR sensors provide immunity to false ON through a specialized Fresnel lens which divides the field-of-view into sensor zones. The Ultrasonic (U/S) sensors provide maximum sensitivity and range in difficult spaces with irregular shaped rooms and partitions that can block the PIR field-of-view. A pair of U/S sensors will detect Doppler shifts caused by motion in a space preventing false OFF. These sensors are more sensitive to small movements since they do not rely on zones.

APPLICATIONS

- Retrofit
- Conference rooms
- Storage areas
- Restrooms
- Private and executive offices
- Classrooms
- Lounges
- Training areas
- Multi-location switching (similar to 3-way)

FEATURES

- Fast, simple Installation: Fits in a standard wall box and replaces a single-pole wall-switch. Sensor can be ganged together with other units in a multiple-switch wall plate.
- Low-profile design eliminates obtrusive “scanning-device” look.
- Convenient Pushbutton provides manual-ON/OFF light switching at any time.
- Segmented Fresnel lens provides optimum sensitivity and performance. Designed with an extensive “minor motion” area where even slight body movements will be detected.
- Vandal resistant PIR lens.
- Patented Blinders: Adjustable horizontal field-of-view (PIR may be adjusted between 180° and 60° of arc by using integral blinders located on either side of the lens). No masking required.
- Manual-ON/auto-OFF mode for installations where manual-ON switching is required but auto-OFF switching is still desired for CEC Title 20/24 energy savings.
- To comply with CEC Title 20/24, LED indicator light flashes when sensor detects motion to verify detection is active. Green flashes for ultrasonic, red flashes for PIR.
- Time: The delayed OFF time is preset at 30 minutes in the Auto Adapting mode. A choice of four delayed-OFF time settings are available: 30-seconds (for walking test purposes only), 10, 20, and 30 minutes for fixed time and auto adapting. The LED will flash when the adjusting knob is set to the indicated time value.
- Ambient Light Recognition: Integrated light sensor prevents lights from turning on when the room is adequately illuminated by natural light.
- Self-Adaptive Technology: Callbacks for adjustment are eliminated. Time delay and sensitivity settings are continually adjusted to occupant patterns of use in auto adapt mode.
- Exclusive Walk-through Feature provides increased energy savings by not leaving the lights ON for an extended period after only momentary occupancy.
- Vacancy Confirmation: When the time out expires and the relays turn OFF, a 30 second, vacancy confirmation exists to turn the relays back on.
- False detection circuitry.
- Small Motion Sensitivity (U/S): Ultrasonic technology provides excellent minor motion sensitivity.
- Provides a 180° field-of-view with a maximum coverage area of approximately 2400 square feet. The maximum sensing distance in front of the sensor is 40 feet, and side to side is 30 feet.
- Has the ability to disable both PIR and U/S.
- Presentation Mode feature: For slide or film presentations, allows pushbuttons to turn lights OFF and keep them OFF while the room is occupied.
- Exclusive H.I.S. Circuitry. Specifically designed to handle today's high inrush electronic ballast loads and offer unmatched durability and service.
- True Zero-Cross Relay switches at the zero crossing point of the AC power curve to ensure maximum contactor life and compatibility with electronic ballasts.



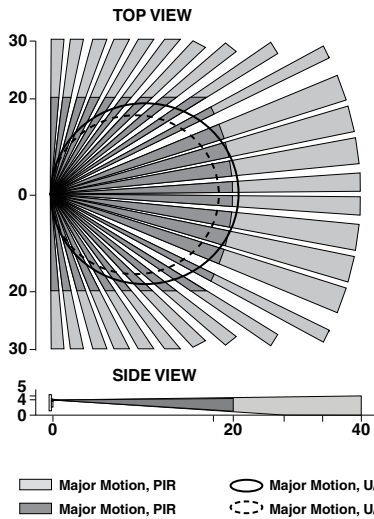
Project Name _____ Catalog # _____

1-800-436-7800 (Support, Option 8) www.lsi-industries.com

© 2018
LSI INDUSTRIES INC.

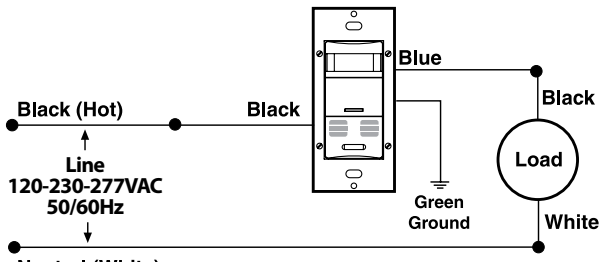
WALL SWITCH MULTI-TECHNOLOGY OCCUPANCY SENSOR (WS OS M)

FIELD OF VIEW



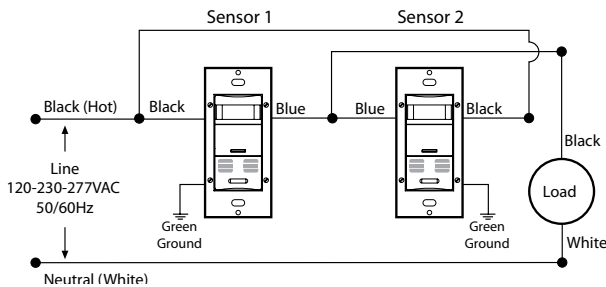
Provides a 180° field-of-view with a maximum coverage area of approximately 2400 square feet. The maximum sensing distance in front of the sensor is 40 feet, and side to side is 30 feet. The “minor motion” zone detects relatively small body movements and allows the lights to stay ON even though a person may not be moving or walking around the room. The remainder of the field-of-view, the “major motion” zone, exhibits a lesser degree of sensitivity and requires larger movements.

WIRING DIAGRAMS



Note: Ground wire must be connected.

Wall Switch Occupancy Sensor Wiring Diagram, Single Location Control



Note: Ground wire must be connected.

Wall Switch Occupancy Sensor Wiring Diagram, Two Location Control

SPECIFICATIONS

ELECTRICAL			
Line Voltage	120-230-277/347 VAC		
Power Consumption		U/S & PIR	PIR only
WS OS M	120V	110mW	70mW
	277V	340mW	310mW
Operational Frequency	50/60Hz		
Ultrasonic Operating Frequency	40kHz		
Wire Designation	Line-Black Neutral-White Load-Blue Ground-Green		
Load Rating	Incandescent/Tungsten: 800W @ 120V Fluorescent: 1200VA @ 120V 2700VA @ 277V , 1500VA @ 347V Motor: 1/4 HP @ 120V,		

ENVIRONMENTAL	
Operating Temperature Range	32°F to 104°F (0°C to 40°C)
Storage Temperature Range	14°F to 185°F (-10°C to 85°C)
Relative Humidity	20% to 90% non-condensing

OTHER	
Listings	ETL/cETL Listed, CSA CEC Title 20/24 Compliant, FCC Compliant
Warranty	Limited Five-Year Warranty

ORDERING INFORMATION

PART NO.	CAT. NO.	DESCRIPTION
596044	WS OS M WH	Wall Box Multi-Tech 180°/2100 sq. ft. Manual ON (120/277 VAC) White
596045	WS OS M IV	Wall Box Multi-Tech 180°/2100 sq. ft. Manual ON (120/277 VAC) Ivory



Project Name _____ Catalog # _____

1-800-436-7800 (Support, Option 8)

www.lsi-industries.com

© 2018 LSI INDUSTRIES INC.