



# *SDL and S*

## LED Striplights



*Minimalistic* Design  
*Maximum* Efficiency



# Next Generation Striplight Enhancements

SDL - Strip Diffused Lens

S - Strip without Lens

The sleek architectural striplight is designed with tool-less entry features saving time and money on installation. Optimizing leading-industry LED technology, the striplight series delivers unparalleled performance and efficiency meeting stringent energy requirements. Innovative programmable drivers offer expansive lumen packages and come standard with 0-10V dimming down to 1%. Designed with uncompromised aesthetics, the high-performance luminaires are well suited for commercial, industrial, retail and residential applications.



## Product Features

- Available in 2', 4' and 8' product configurations
- Optimized performance and efficiency up to 147 Lpw (SDL model) and 159 Lpw (S model)
- Expanded lumen packages ranging from 1500 to 18000
- 80CRI with choice of color temperatures 3000K, 3500K, 4000K and 5000K
- Standard universal voltage (120-277V) driver, 0-10V dimming to 1%
- Surface, chain, and pendant mount with choice of accessories to offering flexible installation
- Optional factory installed pre-wired plug-in assembly for continuous row

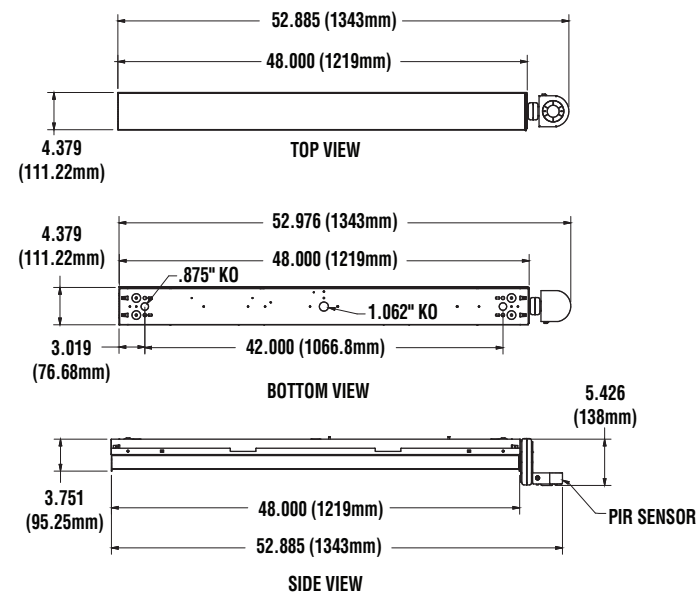
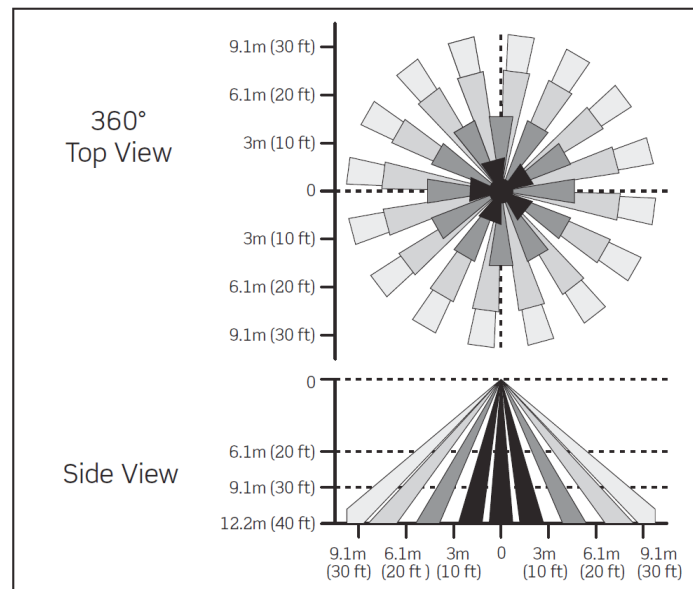
## Maximize energy savings with ultimate sensor control

### Occupancy Sensor (OCSUE)

Integral passive infrared motion activates switching of luminaire on/off

### Occupancy Sensor / Daylight Sensor (DHSUE)

In addition to on/off, photocell will adjust lighting when sufficient amount of daylight is detected



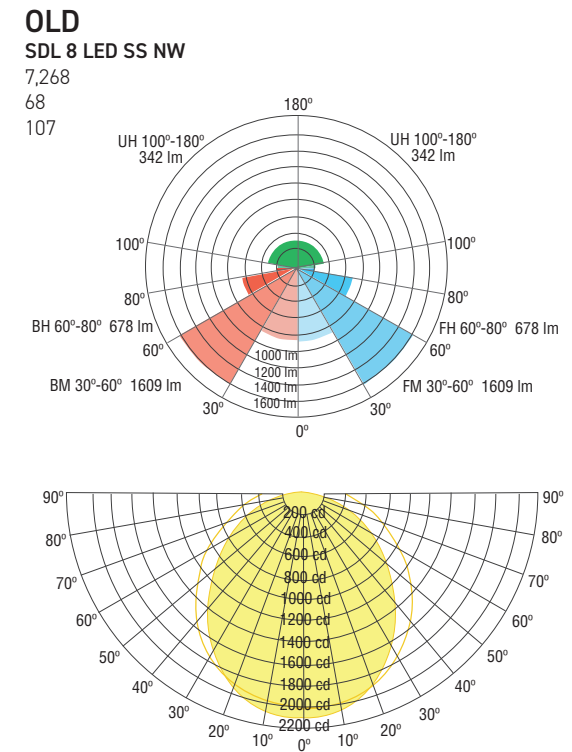
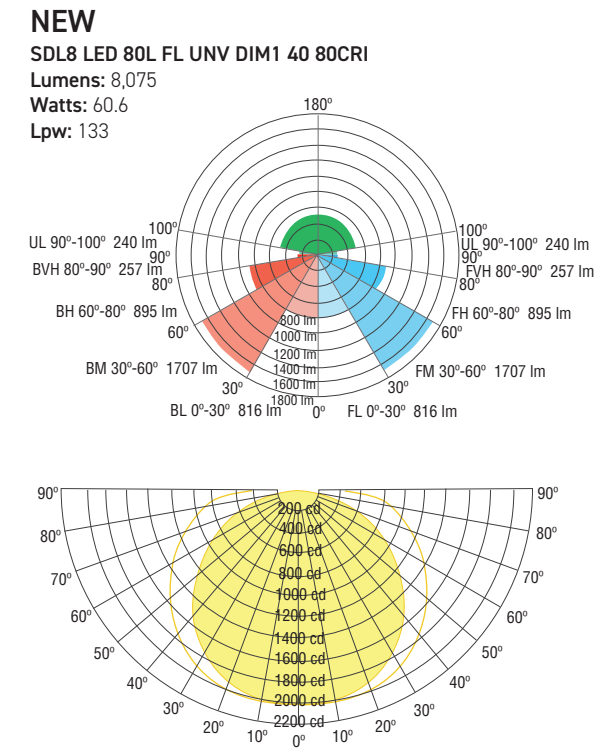
## Efficient Optical Performance

Custom extruded frosted acrylic lens eliminates pixilation and provides high vertical illumination and visual comfort

**11% MORE lumens**

**11% LESS ENERGY**

**24% efficiency IMPROVEMENT**  
Watts vs. Lumens



## Unparalleled Performance and Maximum Efficiency

S2 DELIVERED LUMENS*										
LUMEN PACKAGE	CRI	3000K CCT		3500K CCT		4000K CCT		5000K CCT		WATTAGE
		DELIVERED LUMENS	EFFICACY	DELIVERED LUMENS	EFFICACY	DELIVERED LUMENS	EFFICACY	DELIVERED LUMENS	EFFICACY	
15L	80	1471	130.2	1532	134.4	1520	134.5	1617	143.1	11.3
20L	80	1949	133.5	2026	138.7	2014	137.9	2143	146.7	14.6
30L	80	2951	134.1	3067	139.4	3050	138.6	3245	147.5	22.0

SDL2 DELIVERED LUMENS*										
LUMEN PACKAGE	CRI	3000K CCT		3500K CCT		4000K CCT		5000K CCT		WATTAGE
		DELIVERED LUMENS	EFFICACY	DELIVERED LUMENS	EFFICACY	DELIVERED LUMENS	EFFICACY	DELIVERED LUMENS	EFFICACY	
15L	80	1516	120.3	1574	124.9	1552	124.2	1659	131.7	12.5
20L	80	2034	125.5	2112	130.3	2082	128.5	2226	137.4	16.2
30L	80	2964	121.5	3077	126.1	3034	124.3	3243	132.9	24.4

S4 DELIVERED LUMENS*										
LUMEN PACKAGE	CRI	3000K CCT		3500K CCT		4000K CCT		5000K CCT		WATTAGE
		DELIVERED LUMENS	EFFICACY	DELIVERED LUMENS	EFFICACY	DELIVERED LUMENS	EFFICACY	DELIVERED LUMENS	EFFICACY	
20L	80	1973	137.0	1969	136.7	2014	148.8	2156	149.7	14.1
30L	80	3017	144.4	2944	140.8	3011	144.1	3223	154.8	27.7
40L	80	4013	144.9	3916	141.4	4005	144.6	4287	154.8	27.7
50L	80	5048	142.5	4929	139.1	5036	142.3	5391	152.3	35.4
60L	80	6103	149.6	5955	146.0	6091	149.3	6520	159.8	40.8
70L	80	7035	148.1	4864	144.5	7021	147.8	7516	158.2	47.5
80L	80	8079	145.1	7883	141.5	8063	144.8	8631	155.0	55.7

SDL4 DELIVERED LUMENS*										
LUMEN PACKAGE	CRI	3000K CCT		3500K CCT		4000K CCT		5000K CCT		WATTAGE
		DELIVERED LUMENS	EFFICACY	DELIVERED LUMENS	EFFICACY	DELIVERED LUMENS	EFFICACY	DELIVERED LUMENS	EFFICACY	
20L	80	1947	120.3	2015	132.6	2009	132.2	2148	140.4	15.2
30L	80	2930	125.5	3041	134.6	3032	134.2	3242	143.4	22.6
40L	80	3879	128.9	4026	133.8	4014	133.4	4292	142.6	30.1
50L	80	4833	125.9	5017	130.6	5002	130.3	5348	139.3	38.4
60L	80	5815	132.5	6036	137.5	6018	137.1	6434	146.6	43.9
70L	80	6788	130.3	7046	135.2	7025	134.8	7511	144.2	52.1
80L	80	7776	127.1	8072	131.9	8048	131.5	8605	140.6	61.2

S8 DELIVERED LUMENS*										
LUMEN PACKAGE	CRI	3000K CCT		3500K CCT		4000K CCT		5000K CCT		WATTAGE
		DELIVERED LUMENS	EFFICACY	DELIVERED LUMENS	EFFICACY	DELIVERED LUMENS	EFFICACY	DELIVERED LUMENS	EFFICACY	
70L	80	6879	144.2	7094	149.7	7057	149.8	7504	158.3	47.1
80L	80	7818	142.9	8112	148.3	8070	147.5	8581	156.9	54.7
100L	80	9727	139.6	10093	144.8	10040	114.0	10676	153.2	69.7
120L	80	11660	143.8	12098	149.2	12035	148.4	12797	157.8	81.1
140L	80	13582	143.1	14093	148.5	14019	147.7	14907	157.1	94.9
160L	80	15522	141.0	16105	146.3	16021	145.5	17036	154.7	110.1
180L	80	17494	138.5	18152	143.7	18057	143.0	19201	152.0	126.3

SDL8 DELIVERED LUMENS*										
LUMEN PACKAGE	CRI	3000K CCT		3500K CCT		4000K CCT		5000K CCT		WATTAGE
		DELIVERED LUMENS	EFFICACY	DELIVERED LUMENS	EFFICACY	DELIVERED LUMENS	EFFICACY	DELIVERED LUMENS	EFFICACY	
70L	80	6885	130.6	7137	135.9	7018	134.2	7530	143.2	52.3
80L	80	7922	130.7	8212	135.5	8075	133.3	8664	143.0	60.6
100L	80	9809	134.5	10168	139.5	9998	137.1	10727	147.2	72.9
120L	80	11833	131.8	12267	136.6	12062	134.3	12942	144.1	89.8
140L	80	13779	129.7	14283	134.5	14045	132.3	15070	141.9	106.2
160L	80	15743	127.3	16319	131.9	16047	129.7	17218	139.2	123.7
180L	80	17678	124.2	18325	128.8	18019	126.6	19334	135.9	142.3




## Contractor Preferred Installation


Innovative tool-less entry features save time and money on installation



Snap-lock feature detaches lens assembly from housing channel



Snap-lock feature converts end plates to joiner plates for continuous row

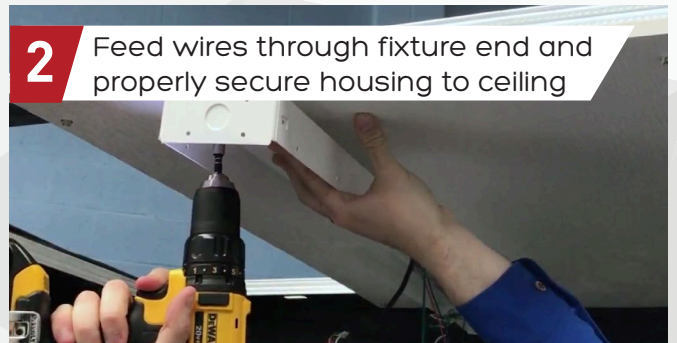


Simplified wire harness organizes compartment for wiring accuracy

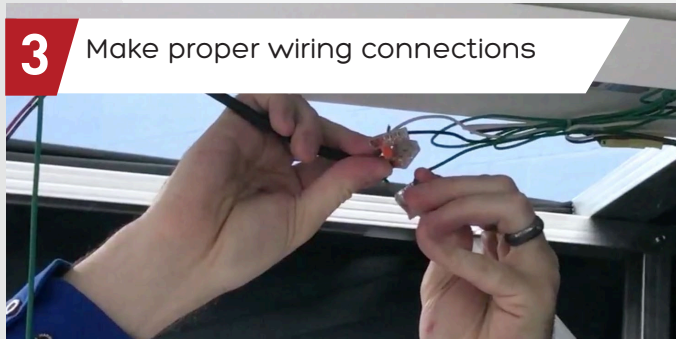
## Quick and Simple Installation



**1** Squeeze fixture on both ends to detach lens from housing channel



**2** Feed wires through fixture end and properly secure housing to ceiling



**3** Make proper wiring connections



**4** Snap-lock lens assembly into place to finish installation

## Broad Range of Solutions Meeting Customer and Market Needs



Designed to deliver ideal illumination to an extensive range of environments including retail, warehouses, parking garages, and manufacturing applications.

LSI Industries Inc.  
10000 Alliance Rd.  
Cincinnati, OH 45242  
513-793-3200

[www.lsi-industries.com](http://www.lsi-industries.com)



Assembled in USA by a USA workforce of USA and foreign parts using state-of-the art equipment at our award-winning manufacturing facility.



©2018 LSI Industries Inc.  
Printed in U.S.A.